

# Zpravodaj Československého sdružení uživatelů TeXu

---

Hans Hagen; Idris Samawi Hamid  
Oriental TeX: Optimizing Paragraphs

*Zpravodaj Československého sdružení uživatelů TeXu*, Vol. 27 (2017), No. 1-2, 64–97

Persistent URL: <http://dml.cz/dmlcz/150270>

## Terms of use:

© Československé sdružení uživatelů TeXu, 2017

Institute of Mathematics of the Czech Academy of Sciences provides access to digitized documents strictly for personal use. Each copy of any part of this document must contain these *Terms of use*.



This document has been digitized, optimized for electronic delivery and stamped with digital signature within the project *DML-CZ: The Czech Digital Mathematics Library* <http://dml.cz>

---

---

# Oriental T<sub>E</sub>X: Optimizing Paragraphs

HANS HAGEN, IDRIS SAMAWI HAMID

---

The article describes the state of the art in paragraph optimization for Arabic as implemented in CON<sub>T</sub>E<sub>X</sub>T. The implementation is introduced using Latin script examples. The article proceeds to describe the main features of Arabic script and known approaches towards paragraph optimization. One of the described approaches is then implemented and used to typeset a passage from the Qurʾān.

**Keywords:** microtypography, OPEN<sub>T</sub>Y<sub>P</sub>E, CON<sub>T</sub>E<sub>X</sub>T, LUAT<sub>E</sub>X

## Introduction

One of the objectives of the Oriental T<sub>E</sub>X project has always been to play with paragraph optimization. The original assumption was that we needed an advanced non-standard paragraph builder to Arabic done right but in the end we found out that a more straightforward approach is to use a sophisticated OPEN<sub>T</sub>Y<sub>P</sub>E font in combination with a paragraph postprocessor that uses the advanced font capabilities. This solution is somewhat easier to imagine than a complex paragraph builder but still involves quite some juggling.

At the June 2012 meeting of the NTG there was a talk about typesetting Devanagari and as fonts are always a nice topic (if only because there is something to show) it made sense to tell a bit more about optimizing Arabic at the same time. In fact, that presentation was already a few years too late because a couple of years back, when the oriental T<sub>E</sub>X project was presented at TUG and Dante meetings, the optimizer was already part of the CON<sub>T</sub>E<sub>X</sub>T core code. The main reason for not advocating is was the simple fact that no font other than the (not yet finished) Husayni font provided the relevant feature set.

The lack of advanced fonts does not prevent us from showing what we're dealing with. This is because the CON<sub>T</sub>E<sub>X</sub>T mechanisms are generic in the sense that they can also be used with regular Latin fonts, although it does not make that much sense. Anyhow, in the next section we wrap up the current state of typesetting Arabic in CON<sub>T</sub>E<sub>X</sub>T. We focus on the rendering, and leave general aspects of bidirectional typesetting and layouts for another time.

This article is written by Idris Samawi Hamid and Hans Hagen and is typeset by CON<sub>T</sub>E<sub>X</sub>T MkIV which uses LUAT<sub>E</sub>X. This program is an extension of T<sub>E</sub>X that uses LUA to open up the core machinery. The LUAT<sub>E</sub>X core team consists of Taco Hoekwater, Hartmut Henkel and Hans Hagen.

## Manipulating glyphs

When discussing optical optimization of a paragraph, a few alternatives come to mind:

- One can get rid of extensive spaces by adding additional kerns between glyphs. This is often used by poor man’s typesetting programs (or routines) and can be applied to non-connecting scripts. It just looks bad. Of course, for connected scripts like Arabic, inter-glyph kerning is not an option, not even in principle.
- Glyphs can be widened a few percent and this is an option that L<sup>A</sup>T<sub>E</sub>X inherits from its predecessor p<sup>d</sup>f<sub>T</sub>E<sub>X</sub>. Normally this goes unnoticed although excessive scaling makes things worse, and yes, one can run into such examples. This strategy goes under the name hz-optimization (the hz refers to Hermann Zapf, who first came up with this solution).<sup>1</sup>
- A real nice solution is to replace glyphs by narrower or wider variants. This is in fact the ideal hz solution – including Arabic script as well – but for it to happen one not only needs fonts with alternative shapes, but also a machinery that can deal with them.
- An already old variant is the one first used by Gutenberg, who used alternative cuts for certain combinations of characters. This is comparable with ligatures. However, to make the look and feel optimal, one needs to analyze the text and make decisions on what to replace without loosing consistency.

The solution described here does a bit of everything. As it is mostly meant for a connective script, the starting point is how a scribe works when filling up a line nicely. Depending on how well one can see it coming, the writing can be adapted to widen or narrow following words. And it happens that in Arabic script there are quite some ways to squeeze more characters in a small area and/or expand some to the extreme to fill up the available space. Shapes can be wider or narrower, they can be stacked and they can get replaced by ligatures. Of course there is some interference with the optional marks on top and below but even there we have some freedom. The only condition is that the characters in a word stay connected.<sup>2</sup>

So, given enough alternative glyphs, one can imagine that excessive interword spacing can be avoided. However, it is non-trivial to check all possible combinations. Actually, it is not needed either, as carefully chosen aesthetic rules put

---

<sup>1</sup>Sometimes hz-optimization also goes under the rubric of “Semitic justification”. See, e.g., Bringhurst in pre-3<sup>rd</sup> editions of his *Elements of Typographic Style*. This technique does not work well for Arabic script in general because glyphs are connected in two dimensions. On the other hand, a certain basic yet ubiquitous Semitic justification *can* be achieved by using the *taṭwīl* character, commonly called the *kashīdah* (U+0640). We will discuss this later in this article.

<sup>2</sup>Much of this is handled within the GPOS features of the OPENTYPE font itself (e.g., `mark` and `mkmk`)

some bounds on what can be done. One should more think in terms of alternative strategies or solutions and this is the terminology that we will therefore use.

Scaling glyphs horizontally is no problem if we keep the scale factor very small, say percentages. This also means that we should not overestimate the impact. For the Arabic script we can stretch more – using non-scaling methods but again there are some constraints, that we will discuss later on.

In the next example, we demonstrate some excessive stretching:

Two examples of the text "We are texies!" where the glyphs are stretched horizontally. The first example shows the text with a very wide spacing between characters, and the second example shows the text with a very wide spacing between characters and a very wide spacing between the words.

In practice, fonts can provide intercharacter kerning, which is demonstrated next:

Two examples of the text "We are texies!" with intercharacter kerning. The first example shows the text with a kerning value of -0.984 between the 'e' and 'a', and the second example shows the text with a kerning value of -0.984 between the 'e' and 'a'.

Some poor man's justification routines mess with additional inter-character kerning. Although this is, within reasonable bounds, ok for special purposed like titles, it looks bad in text. The first line expands glyphs and spaces, the second line expands spaces and add additional kerns between characters and the third line expands and add extra kerns.

The text "We are texies!" where the glyphs and spaces are expanded horizontally.

The text "We are texies!" where the spaces between characters and words are expanded, and additional kerns are added between characters.

The text "We are texies!" where the text is expanded and extra kerns are added between characters.

Unfortunately we see quite often examples of the last method in novels and even scientific texts. There is definitely a down side to advanced manipulation.

## Applying features to Latin script

It is easiest is to start out with Latin, if only because it's more intuitive for most of us to see what happens. This is not the place to discuss all the gory details so you have to take some of the configuration options on face value. Once this mechanism is stable and used, the options can be described. For now we stick to presenting the idea.

Let's assume that you know what font features are. The idea is to work with combinations of such features and figure out what combination suits best. In order not to clutter a document style, these sets are defined in so called goodie files. Here is an excerpt of `demo.lfg`:

```

return {
  name = "demo",
  version = "1.01",
  comment = "An example of goodies.",
  author = "Hans Hagen",
  featuresets = {
    simple = {
      mode = "node",
      script = "latn"
    },
    default = {
      mode = "node",
      script = "latn",
      kern = "yes",
    },
    ligatures = {
      mode = "node",
      script = "latn",
      kern = "yes",
      liga = "yes",
    },
    smallcaps = {
      mode = "node",
      script = "latn",
      kern = "yes",
      smcp = "yes",
    },
  },
},
solutions = {
  experimental = {
    less = {
      "ligatures", "simple",
    },
    more = {
      "smallcaps",
    },
  },
},
}

```

We see four sets of features here. You can use these sets in a `CONTEXT` feature definition, like:

```
\definefontfeature
[solution-demo]
[goodies=demo,
 featureset=default]
```

You can use a set as follows:

```
\definefont
[SomeTestFont]
[tegyrepagellaregular*solution-demo at 10pt]
```

So far, there is nothing special or new, but we can go a step further.

```
\definefontsolution
[solution-a]
[goodies=demo,
 solution=experimental,
 method={normal, preroll},
 criterium=1]
```

```
\definefontsolution
[solution-b]
[goodies=demo,
 solution=experimental,
 method={normal, preroll, split},
 criterium=1]
```

Here we have defined two solutions. They refer to the `experimental` solution in the goodie file `demo.lfg`. A solution has a `less` and a `more` entry. The featuresets mentioned there reflect ways to make a word narrower or wider. There can be more than one way to do that, although it comes at a performance price. Before we see how this works out we turn on a tracing option:

```
\enabletrackers
[builders.paragraphs.solutions.splitters.colors]
```

This will color the words in the result according to what has happened. When a featureset out of the `more` category has been applied, the words turn green, when `less` is applied, the word becomes yellow. The `preroll` option in the `method` list makes sure that we do a more extensive test beforehand.

```
\SomeTestFont \startfontsolution[solution-a]
\input zapf \par
\stopfontsolution
```

In Figure 1 we see what happens. In each already split line words get wider or narrower until we're satisfied. A criterium of 1 is pretty strict.<sup>3</sup> Keep in mind that we use some arbitrary features here. We try removing kerns to get narrower although there is nothing that guarantees that kerns are positive. On the other

---

<sup>3</sup>This number reflects the maximum badness and future versions might have a different measure with more granularity.

Coming back to the use of typefaces in electronic publishing: many of the new typographers receive their knowledge and information about the rules of typography from books, from computer magazines or the instruction manuals which they get with the purchase of a PC or software. There is not so much basic instruction, as of now, as there was in the old days, showing the differences between good and bad typographic design. Many people are just fascinated by their PC's tricks, and think that a widely-praised program, called up on the screen, will make everything automatic from now on.

normal

Coming back to the use of typefaces in electronic publishing: many of the new typographers receive their knowledge and information about the rules of typography from books, from computer magazines or the instruction manuals which they get with the purchase of a PC or software. There is not so much basic instruction, as of now, as there was in the old days, showing the differences between good and bad typographic design. Many people are just fascinated by their PC's tricks, and think that a widely-praised program, called up on the screen, will make everything automatic from now on.

solution

Figure 1: Solution a.

hand, using ligatures might help. In order to get wider we use smallcaps. Okay, the result will look somewhat strange but so does much typesetting nowadays.

There is one pitfall here. This mechanism is made for a connective script where hyphenation is not used. As a result a word here is actually split up when it has discretionaries and of course this text fragment has. It goes unnoticed in the rendering but is of course far from optimal.

```
\SomeTestFont \startfontsolution[solution-b]
\input zapf \par
\stopfontsolution
```

In this example (Figure 2) we keep words as a whole but as a side effect we skip words that are broken across a line. This is mostly because it makes not much sense to implement it as Latin is not our target. Future versions of `CONTEXT` might get more sophisticated font machinery so then things might look better.

We show two more methods:

```
\definefontsolution
[solution-c]
[goodies=demo,
solution=experimental,
method={reverse,preroll},
criterium=1]
\definefontsolution
```

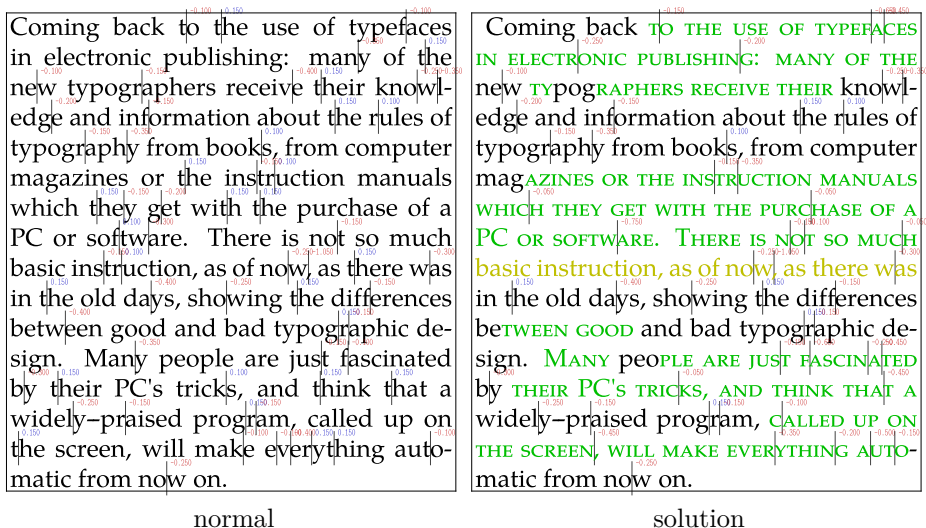


Figure 2: Solution b.

```
[solution-d]
[goodies=demo,
 solution=experimental,
 method={random,preroll,split},
 criterium=1]
```

In Figure 3 we start at the other end of a line. As we sort of mimick a scribe, we can be one who plays safe at the start of corrects at the end. In Figure 4 we add some randomness but to what extent this works well depends on how many words we need to retypeset before we get the badness of the line within the constraints.

## Salient features of Arabic script

Before applying the above to Arabic script, let's discuss some salient aspects of the problem. As a cursive script, Arabic is extremely versatile and the scribal calligraphy tradition reflects that. Digital Arabic typography is only beginning to catch up with the possibilities afforded by the scribal tradition. Indeed, early lead-punch typography and typesetting of Arabic script was more advanced than most digital typography even up to this day. In any case, let us begin to organize some of that versatility into a taxonomy for typography purposes.



Coming back to the use of typefaces in electronic publishing: many of the new typographers receive their knowledge and information about the rules of typography from books, from computer magazines or the instruction manuals which they get with the purchase of a PC or software. There is not so much basic instruction, as of now, as there was in the old days, showing the differences between good and bad typographic design. Many people are just fascinated by their PC's tricks, and think that a widely-praised program, called up on the screen, will make everything automatic from now on.

normal

COMING BACK TO THE USE OF TYPEFACES IN ELECTRONIC PUBLISHING: MANY OF THE NEW TYPOGRAPHERS RECEIVE THEIR KNOWLEDGE AND INFORMATION ABOUT THE RULES OF TYPOGRAPHY FROM BOOKS, FROM COMPUTER MAGAZINES OR THE INSTRUCTION MANUALS WHICH THEY GET WITH THE PURCHASE OF A PC OR SOFTWARE. THERE IS NOT SO MUCH BASIC INSTRUCTION, AS OF NOW, AS THERE WAS IN THE OLD DAYS, SHOWING THE DIFFERENCES BETWEEN GOOD AND BAD TYPOGRAPHIC DESIGN. MANY PEOPLE ARE JUST FASCINATED BY THEIR PC'S TRICKS, AND THINK THAT A WIDELY-PRAISED PROGRAM, CALLED UP ON THE SCREEN, WILL MAKE EVERYTHING AUTOMATIC FROM NOW ON.

solution

Figure 3: Solution c.

Coming back to the use of typefaces in electronic publishing: many of the new typographers receive their knowledge and information about the rules of typography from books, from computer magazines or the instruction manuals which they get with the purchase of a PC or software. There is not so much basic instruction, as of now, as there was in the old days, showing the differences between good and bad typographic design. Many people are just fascinated by their PC's tricks, and think that a widely-praised program, called up on the screen, will make everything automatic from now on.

normal

COMING BACK TO THE USE OF TYPEFACES IN ELECTRONIC PUBLISHING: MANY OF THE NEW TYPOGRAPHERS RECEIVE THEIR KNOWLEDGE AND INFORMATION ABOUT THE RULES OF TYPOGRAPHY FROM BOOKS, FROM COMPUTER MAGAZINES OR THE INSTRUCTION MANUALS WHICH THEY GET WITH THE PURCHASE OF A PC OR SOFTWARE. THERE IS NOT SO MUCH BASIC INSTRUCTION, AS OF NOW, AS THERE WAS IN THE OLD DAYS, SHOWING THE DIFFERENCES BETWEEN GOOD AND BAD TYPOGRAPHIC DESIGN. MANY PEOPLE ARE JUST FASCINATED BY THEIR PC'S TRICKS, AND THINK THAT A WIDELY-PRAISED PROGRAM, CALLED UP ON THE SCREEN, WILL MAKE EVERYTHING AUTOMATIC FROM NOW ON.

solution

Figure 4: Solution d.

## What's available?

We have to work within the following parameters:

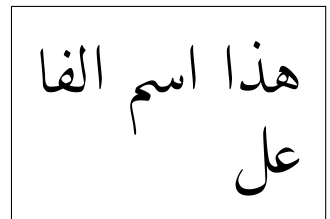
- **No hyphenation ever (well, almost never)**

It is commonly pointed out that there is no hyphenation in Arabic. This is something of a half-truth. In the manuscript tradition one actually does find something akin to hyphenation. In the ancient Kufic script, breaking a word across lines is actually quite common. But even in the more modern Naskh script, the one most normal Arabic text fonts are based on, it does occur, albeit rarely and presumably when the scribe is out of options for the line he is working on. Indeed, one could regard it as a failure on the part of the scribe once he reaches the end of the line.<sup>4</sup>

But there is still an important rule, regardless of whether we use Naskh, Kufic, or any other Arabic script. Consider the word below:



It is a single word composed of two cursive strings. One could actually hyphenate it, with our rule being to break it at the end of the first cursive string and before the beginning of the second cursive string:



Again, it's a rare phenomenon and hardly ever occurs in modern typesetting, lead-punch or digital, if at all. On the other hand, it could have some creative uses in future Arabic script typography.

- **Macrotypography (aesthetic features)**

In Arabic there are often numerous aesthetic ways of writing out the exact same semantic string:<sup>5</sup>

---

<sup>4</sup>Indeed, even Latin hyphenation, when it occurs, can be considered a “failure” of sorts.

<sup>5</sup>This five character string can be represented in Latin by the five character string “*al-hmd*” (not including the “-”). It is pronounced “*al-hamdu*”. Note that Arabic script is mainly consonantal: pure vowels are not part of the alphabet and are, instead, represented by diacritics.



الحمد الحمد الحمد

Normally we combine OPENTYPE features into feature sets that are each internally and aesthetically coherent. So in the above example we have used three different sets, reading from right to left. We'll call them simple, default, and dipped.

Just as Latin typography uses separate fonts to mark off different uses of text (bold, italic, etc.), an advanced Arabic font can use aesthetic feature sets to similar effect. This works best on distinguishing long streams of text from one another, since the differences between feature sets are not always noticeable on short strings. That is, two different aesthetic sets may type a given short string, such as a single word, exactly the same way. Consider the above three sets (simple, default, and dipped) once more:



علي علي علي

For the above string the default and dipped aesthetic sets (middle and left) give the exact same result, while the basic one (right) remains, well, quite basic.

Let's go back to our earlier example:



الحمد الحمد الحمد

Note that the simple version is wider than the default, and the dipped version is (slightly) thinner than the default. This relates to another point: An aesthetic feature set can serve two functions:

1. It can serve as the base aesthetic style.
2. It can serve as a resource for glyph substitution for a given string in another base aesthetic style.

This brings us back to our main topic.

- **Microtypography (paragraph optimization features)**

Here our job is to optimize the paragraph for even spacing and aesthetic viewing. It turns out that there are a number of ways to look at this issue, and we will begin exploring these in the next subsection.

## Two approaches

Let us start off with a couple of samples. Qur’ānic transcription has always been the gold standard of Arabic script. Figure 5 we see a nice example of scribal optimization. The scribe here is operating under the constraint that each page ends with the end of a Qur’ānic verse (designated by the symbol U+06DD ﴿﴾). That is, no verse is broken across pages. That constraint, which is by no means mandatory or universal, gives the scribe lots of space for optimization, even more than normal.

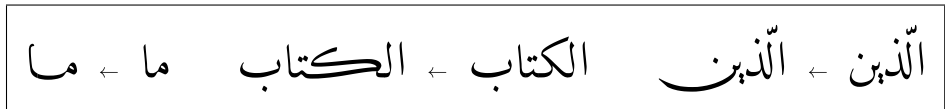
In Figure 6 we have a page of the famous *al-Husayni Muṣḥaf* of 1919–1923, which remains up to this day the only typeset copy of the Qur’ān to attain general acceptance in the Muslim world. Indeed, it remains the standard “edition” of the Qur’ān and even later scribal copies, such as the one featured in Figure 5 are based on its orthography. Unlike the scribal version, the typesetters of the *al-Husayni Muṣḥaf* did not try to constrain each page to end with the end of a Qur’ānic verse. Again, that is a nice feature to have as it makes recitation somewhat easier but it is by no means a mandatory one.

In any case, both samples share verses 172–176 in common, so there is lots to compare and contrast. We will also use these verses as our main textual sample for paragraph optimization.

Using figures 5 and 6 as benchmarks, we can begin by analyzing the approaches to paragraph optimization in Arabic script typography into two kinds:

- **Alternate glyphs**

Much of pre-digital Arabic typography uses this method. Generally, a wide variant of a letter is used to take up the space which would normally get absorbed by hyphenation in Latin. Here are examples of three of the most common substitutions, again, reading from right to left:



Each of the six strings above occurs in Figure 6. Identifying them is an exercise left to the reader. We call these kinds of alternate glyphs *alternate-shaped* glyphs.

The three substitutions above are the most common alternate-glyph sub-

وَإِذْ قِيلَ لَهُمُ اتَّبِعُوا مَا أَنْزَلَ اللَّهُ قَالُوا بَلْ نَتَّبِعُ مَا أَتَيْنَا  
 عَلَيْهِ ءِآبَاءَنَا أَوْ لَوْ كَانَ ءِآبَاؤُهُمْ لَا يَعْقِلُونَ شَيْئًا وَلَا  
 يَهْتَدُونَ ﴿١٧٥﴾ وَمِثْلُ الَّذِينَ كَفَرُوا كَمَثَلِ الَّذِي يَنْعِقُ  
 بِمَا لَا يَسْمَعُ إِلَّا دُعَاءً وَنِدَاءً صُمُّ بكمُ عَمَىٰ فَهُمْ لَا يَعْقِلُونَ  
 ﴿١٧٦﴾ يَا أَيُّهَا الَّذِينَ ءَامَنُوا كُلوْا مِنْ طَيِّبَاتِ مَا رَزَقْنَاكُمْ  
 وَأَشْكُرُوا لِلَّهِ إِنْ كُنْتُمْ إِيَّاهُ تَعْبُدُونَ ﴿١٧٧﴾ إِنَّمَا حَرَّمَ  
 عَلَيْكُمْ الْمَيْتَةَ وَالْدَّمَ وَالْحَمَّ الْخَنِزِيرِ وَمَا أَهْلَ بِهِ لغيرِ  
 اللَّهِ فَمَنْ اضْطُرَّ غَيْرَ بَاغٍ وَلَا عَادٍ فَلَا إِثْمَ عَلَيْهِ ءِآتِ اللَّهُ  
 غَفُورٌ رَحِيمٌ ﴿١٧٨﴾ إِنْ الَّذِينَ يَكْتُمُونَ مَا أَنْزَلَ اللَّهُ مِنْ  
 الْكِتَابِ وَيَشْتَرُونَ بِهِ ءِثْمًا قَلِيلًا أَوْ لَتِيكًا مَا يَأْكُلُونَ  
 فِي بُطُونِهِمْ إِلَّا النَّارَ وَلَا يُكَلِّمُهُمُ اللَّهُ يَوْمَ الْقِيَامَةِ  
 وَلَا يُزَكِّيهِمْ وَلَهُمْ عَذَابٌ أَلِيمٌ ﴿١٧٩﴾ أُولَئِكَ الَّذِينَ  
 اشْتَرُوا الضَّلَالََةَ بِالْهُدَىٰ وَالْعَذَابُ بِالْمَغْفِرَةِ فَمَا  
 أَصْبَرَهُمْ عَلَى النَّارِ ﴿١٨٠﴾ ذَلِكَ بِأَنَّ اللَّهَ نَزَّلَ الْكِتَابَ بِالْحَقِّ  
 وَإِنَّ الَّذِينَ أَخْتَفَوْا فِي الْكِتَابِ لَفِي شِقَاقٍ بَعِيدٍ ﴿١٨١﴾

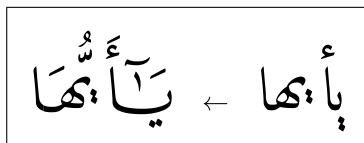
Figure 5: Scribal Optimization. Scribe: 'Uthmān Ṭāhā. Qur'ān, circa 1997.

صَمُّكُمْ عُمَى فَهُمْ لَا يَعْقِلُونَ ﴿١٧١﴾ يَا أَيُّهَا الَّذِينَ آمَنُوا  
كُلُوا مِنْ طَيِّبَاتِ مَا رَزَقْنَاكُمْ وَاشْكُرُوا لِلَّهِ إِنْ كُنْتُمْ إِيَّاهُ  
تَعْبُدُونَ ﴿١٧٢﴾ إِنَّمَا حَرَّمَ عَلَيْكُمُ الْمَيْتَةَ وَالْدَّمَ وَلَحْمَ الْخِنْزِيرِ  
وَمَا أَهْلَ بِهِ لغيرِ اللَّهِ <sup>ط</sup> فَمِنْ اضْطُرَّ غَيْرَ بَاغٍ وَلَا عَادٍ  
فَلَا إِثْمَ عَلَيْهِ إِنَّ اللَّهَ غَفُورٌ رَحِيمٌ ﴿١٧٣﴾ **إِنَّ الَّذِينَ**  
يَكْتُمُونَ مَا أَنْزَلَ اللَّهُ مِنَ الْكِتَابِ وَيَسْتُرُونَ بِهِ عُمَى  
قَلِيلًا <sup>ل</sup> أُولَئِكَ مَا يَأْكُلُونَ فِي بُطُونِهِمْ إِلَّا النَّارَ وَلَا يُكَلِّمُهُمُ  
اللَّهُ يَوْمَ الْقِيَامَةِ وَلَا يُزَكِّيهِمْ وَلَهُمْ عَذَابٌ أَلِيمٌ ﴿١٧٤﴾  
أُولَئِكَ الَّذِينَ اشْتَرُوا الضَّلَالََةَ بِالْهُدَى وَالْعَذَابَ بِالْمَغْفِرَةِ  
فَمَا أَصْبَرَهُمْ عَلَى النَّارِ ﴿١٧٥﴾ ذَلِكَ بِأَنَّ اللَّهَ نَزَلَ **الْكِتَابَ**  
بِالْحَقِّ وَإِنَّ الَّذِينَ اخْتَلَفُوا فِي **الْكِتَابِ** لَنِي شِقَاقٍ  
بَعِيدٍ ﴿١٧٦﴾ \* لَيْسَ الْبِرَّ أَنْ تُوَلُّوا وُجُوهَكُمْ قِبَلَ الْمَشْرِقِ

Figure 6: Scribal Optimization. Scribe: 'Uthmān Ṭahā. Qur'ān, circa 1997.

stitutions found in pre-digital Arabic script typography, including some contextual variants (initial, medial, final, and isolated) where appropriate. (The scribal tradition contains a lot more alternate-shaped glyphs. A few lead-punch fonts implement some of them, and we have implemented many of these in our Husayni font.) The results generally look quite nice and much more professional than most digital Arabic typography, which generally dispenses with these alternates.

But one also finds attempts at *extending* individual characters without changing the shape very much. One finds this already in Figure 6. We call these kinds of alternate glyphs *naturally curved widened* glyphs, or just *naturally widened* glyphs for short. Sometimes this is done for the purpose of making enough space for the vowels (which in Arabic take the form of diacritic characters). For example:



As you can see, there are two letters that have been *widened* for vowel accommodation. In Figure 6 there are some good but near-clumsy attempts at this. We say, “near-clumsy” because the typographers and typesetters mix natural, curved, *widened* variants of letters with flat, horizontal, *extended* versions. One reason for this is that a full repertoire of naturally curved glyph alternates would be much too unwieldy for even the best lead-punch typesetting machines and their operators. Even with these limitations one can find brave examples of lead-based typesetting that do a good job of sophisticated paragraph optimization via glyph alternates, both widened and alternate-shaped. Figure 7 is a representative example (in the context of columns).

Careful examination of this two-column sample will reveal the tension between naturally *widened* and horizontally *extended* glyphs in the execution of paragraph optimization. On the other hand, there is one apparent “rule” that one finds in this and other examples of lead-punch Arabic script typesetting:

Generally, there is only one naturally widened character per word or one alternate-shaped character per word.

In Figure 5 one can see that this “rule” is not always observed by scribes, see, e.g., the middle word in line 9 from the top, which uses two of the alternate-shaped characters we encountered above (can you identify that word?). But we still need some constraints for decent-looking typesetting,

وقرئ « وَرَجُلًا سَلَمًا » و (السَّلَامِيَّاتُ) بفتح الميم عظام الأصابع واحدها (سَلَامِي) وهو أسم للواحد والجمع أيضا . و (السَّلِيم) اللدِّيع كأنهم تفاءلوا له بالسَّلَامَة وقيل لأنه أُسْلِمَ لِمَا به . وقلب سليم أى سَلِم . و (سَلِم) فلان من الآفات بالكسر (سَلَامَة) و (سَلِمه) الله منها . و (سَلَم) إليه الشيء (قَسَلَمه) أى أخذه . و (التَّسْلِيم) بذل الرِّضَا بالحُكْم . والتَّسْلِيم أيضا السَّلَام . و (أَسَلَم) في الطَّعام أسَلَف فيه . وأَسَلَم أمره إلى الله أى سَلَم . وأَسَلَم دَخَل في (السَّلَم) بفتحين وهو الأَسْتِسْلَام و (أَسَلَم) من الإسلام . وأَسَلَمه خَذَله . و (أَتَسَلَم) التَّصَالُحُ . و (المُسَالَمَة) المُصَالِحَة . و (أَسَلَم) الحَجَر لَمَسَه إما بالقبلة أو باليد ولا يُهْمَز وبعضهم يهْمزه . و (أَسْتَسَلَم) أى أتقَدَ .	كالسَّلِيلَة . و شَيْءٌ (مَسَلَسَلٌ) مُتَّصِلٌ بَعْضُهُ بِبَعْضٍ ومنه (سَلِيلَة) الحديد . * س ل م - (سَلَم) أسم رجلٍ و (سَلَمِي) أسم امرأة . و (سَلَمَانُ) أسم جَبَلٍ وأسم رجلٍ . و (سَلِم) أسم رجل . و (السَّلَم) بفتحين السَّلَف . و السَّلَم أيضا (الأَسْتِسْلَام) . و (السَّلَم) أيضا تُجَرُّ من العِضَاهِ الواحدة سَلَمَة . و (سَلَمَة) أيضا أسم رجلٍ . و (السَّلَم) بفتح اللام وَاحِدٌ (السَّلَالِيم) التي يُرْتَقَى عليها . و (السَّلَم) السَّلَام . و قرأ أبو عمرو : « أَدْخُلُوا فِي السَّلَمِ كَافَّةً » وذهب بمعناها إلى الإسلام . و (السَّلَم) الصُّلْحُ بفتح السين وكسرهما يُدْغَرُ ويؤنث . و السَّلَم المُسَلِّم تقولُ أنا سَلِمٌ لمن سألني . و (السَّلَامُ السَّلَامَة) . و (السَّلَامُ) الأَسْتِسْلَام . و السَّلَام الأسمُ من التسليم . و السَّلَام أسمٌ من أسماء الله تعالى . و السَّلَامُ البراءةُ من العُيُوبِ في قولِ أمية .
* س ل ا - (سَلَا) عنه من باب سَمَا و (سَلِي) عنه بالكسر (سَلِيًّا) مثله .	(١) ذكر في مادة - أ م ا - صفحة ٢٧ ، أنه لابد من تكرار « إتا »

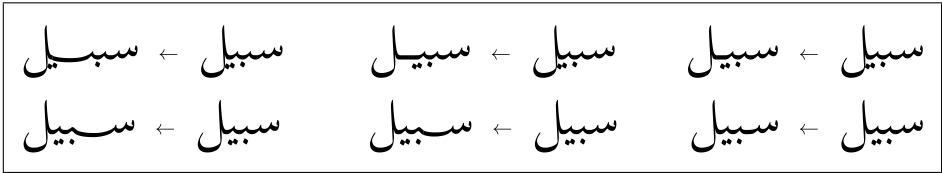
Figure 7: Mixed Alternate Glyphs in Two Columns. From the classical dictionary *Mukhtār al-Şihāh*.



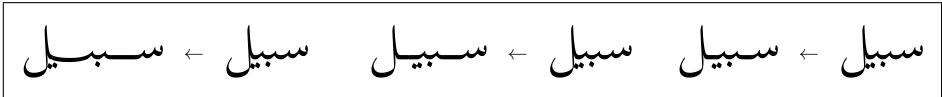
and the above tentative rule is a good place to start the analysis. For widened characters in particular we see that even the scribe (Figure 5) closely approximates this rule. So let's begin improving on our tentative rule somewhat, and expand it into a number of possibilities. Let's look at the naturally-widened-glyph case first:

Generally, there is only one naturally widened character allowed per word. However, two extended non-consecutive characters may be allowed. (*The logic of the experimental font Husayni already has constraints that prevent consecutive curved widened characters*).

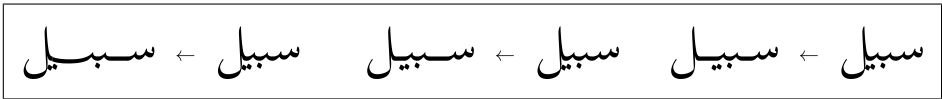
For example, we prefer to get widening like the following:



But as, e.g., a last resort or for stylistic purposes we can also do



Or even better, we mix it up a bit. That is, if there is more than one widened character, one should be longer than the other, e.g.:



One will notice that the middle substitution (where the first widened character is longer than the second) does not look as good as the two outer ones (where the second is longer than the first). These kinds of aesthetic issues can be formalized for future work. In the meantime, here is a working modified version of the rule for naturally-widened-glyphs:

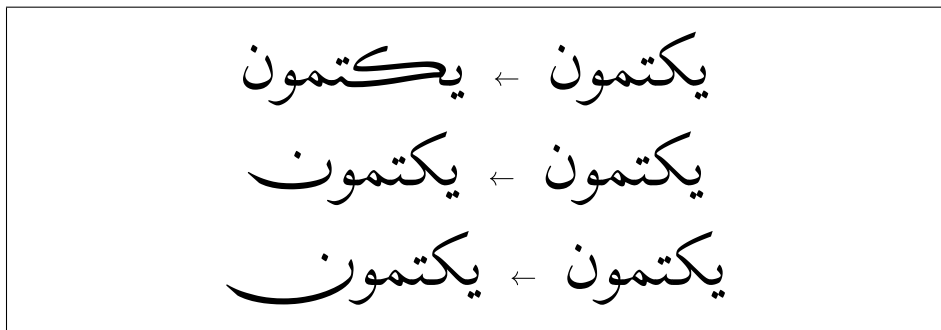
Generally, there is only one naturally widened character allowed per word. However, two non-consecutive widened characters may be allowed. In that case, the second widened character should be longer than the first.

One case where cases of two naturally widened character will be common is in poetry, which involves wide lines. We'll say more about this in the section on flat extending.

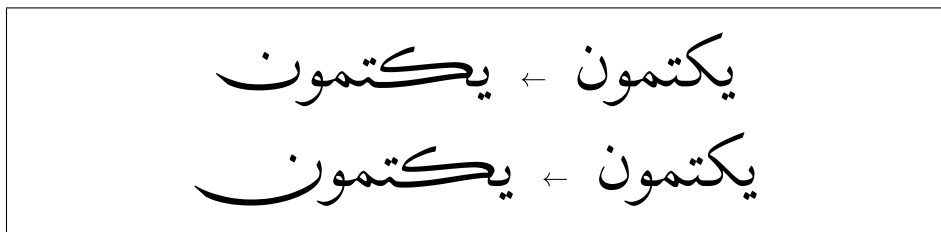
Now let's look at the alternate-shaped case:

Generally, there is only one alternate-shaped character allowed per word. However, two non-consecutive alternate-shaped characters may be allowed.

So we prefer, e.g.,



but we could have, e.g., as a last resort or as a stylistic option,



Again, in poetry this kind of multiple substitution within a single word could occur frequently. A challenge will be to develop a system of parameters where we can almost predict which kinds of substitution will happen under a given set of values of those parameters.

- **Flat extending**

In the transition from lead-punch to digital typography, alternate-glyph substitution largely vanished.<sup>6</sup> The problem of spacing remained, and a

---

<sup>6</sup>Indeed, as was the case with Latin typography, Arabic script typography took a sharp turn for the worse with the advent of digital typography. On the other hand, Latin typography recovered much more quickly, in large part thanks to Knuth's development of T<sub>E</sub>X.

فَإِنْ كَانَ الْقَوِيُّ الْوُجُودَ، إِظْمَأَتِ النَّفْسُ وَكَانَتْ أُحْتُ الْعَقْلِ. وَرَقَّتِ الْمَاهِيَةُ وَ  
شَاهَبَتْ [٢٠٢] الْوُجُودَ، كَالْحَدِيدَةِ الْحَمَامَةِ فِي النَّارِ. فَلَا فَرْقَ فِي الْفِعْلِ بَيْنَهُمَا، وَإِنْ  
كَانَ مَا بَيْنَهُمَا بِالْعَرَضِ، كَالْحَدِيدِ. قَالَ الشَّاعِرُ: 20

رَقَّ الرَّجَاجُ وَ رَقَّتِ الْخُمُرُ فَتَشَاكَلَا وَ تَشَابَهَ الْأَمْرُ  
فَكَأَمَّا خُمُرٌ وَ لَا قَدَحٌ وَ كَأَمَّا قَدَحٌ وَ لَا خُمُرٌ  
وَ إِذَا كَانَ الْقَوِيُّ الْمَاهِيَةَ كَانَ الْأَمْرُ عَلَى الْعَكْسِ. وَ كُلُّ وَاحِدٍ مِنْهُمَا إِذَا يَسْتَمِدُّ  
وَ يَقْوِي بِمَدِّ مِنْ جِنْسِهِ إِذَا لَا يَسْتَمِدُّ الشَّيْءُ مِنْ نَحْوِ مَا هُوَ مِنْ ضِدِّهِ. فَلَا يَسْتَمِدُّ  
التَّوْرُ مِنَ الظُّلْمَةِ وَ لَا الْعَكْسُ مِنْ حَيْثُ هُوَ كَذَلِكَ. وَ مِثْلُ الْآخِرِ مَعَهُ، إِذَا هُوَ 25  
لِبَقَائِهِمَا.

Figure 8: Poetry Justification in ArabT<sub>E</sub>X.

simple yet inelegant solution was adopted: flat, horizontal extending of characters. Now this solution did have *some* precedent in pre-digital Arabic typography, as you can see in Figure 6 and Figure 7. This solution had the advantage that it required only a single character: a simple horizontal bar called a *taṭwīl* or more commonly a *kashidah* (U+0640). This character could then be repeated as often as necessary to fill any extra space.

Now an examination of pre-digital books shows a (rather wise) reticence to using this method too slavishly. That reticence has now been thrown to the winds. This can be seen by looking at the standard implementation of flat extending as provided by Microsoft Word. This program provides three levels of extending that it calls “justification”. See Figure 9 for examples of all three. The minimum level is actually very close to the default (i.e., no-justification) level. Note that the sample text used in Figure 9 is the same as that used in the earlier samples from the Qur’ān.

Older implementations of Arabic script within T<sub>E</sub>X, such as ArabT<sub>E</sub>X and Omega/Aleph, also provided facilities for flat extending. The most common use was in poetry, which requires a fixed width for each stanza.

In Omega/Aleph, a method based on `\xleaders` was used, based on a very thin *taṭwīl* glyph (much thinner than U+0640) that could be used for very fine extending optimization based on T<sub>E</sub>X’s `badness` parameter. One nice application is in marginal notes: See Figure 10, where the marginal note on the right is zoomed in. On the other hand, we see that the `leaders` method

يَا أَيُّهَا الَّذِينَ آمَنُوا كُلُوا مِن طَيِّبَاتِ مَا رَزَقْنَاكُمْ وَاشْكُرُوا لِلَّهِ إِن كُنتُمْ إِيَّاهُ تَعْبُدُونَ ۖ ۱۷۲ إِنَّمَا حَرَّمَ عَلَيْكُمُ الْمَيْتَةَ  
وَالدَّمَ وَحَمَّ الْخَنِزِيرِ وَمَا أُهْلَ بِهِ لِغَيْرِ اللَّهِ ۗ فَمَنِ اضْطُرَّ غَيْرَ بَاغٍ وَلَا عَادٍ فَلَا إِثْمَ عَلَيْهِ ۗ ۱۷۳ إِنَّ اللَّهَ غَفُورٌ رَحِيمٌ  
۱۷۳ إِنَّ الَّذِينَ يَكْتُمُونَ مَا أَنزَلَ اللَّهُ مِنَ الْكِتَابِ وَيَشْتُرُونَ بِهِ ثَمَنًا قَلِيلًا ۗ أُولَئِكَ مَا يَأْكُلُونَ فِي بُطُونِهِمْ إِلَّا  
النَّارَ وَلَا يَكَلِّمُهُمُ اللَّهُ يَوْمَ الْقِيَامَةِ وَلَا يُزَكِّيهِمْ وَلَهُمْ عَذَابٌ أَلِيمٌ ۗ ۱۷۴ أُولَئِكَ الَّذِينَ اشْتَرُوا الضَّلَالََةَ بِالْهُدَى  
وَالْعَذَابَ بِالْمَغْفِرَةِ ۗ فَمَا أَصْبَرَهُمْ عَلَى النَّارِ ۗ ۱۷۵ ذَلِكَ بِأَنَّ اللَّهَ نَزَّلَ الْكِتَابَ بِالْحَقِّ ۗ وَإِنَّ الَّذِينَ اخْتَلَفُوا فِي  
الْكِتَابِ لَفِي شِقَاقٍ بَعِيدٍ ۗ ۱۷۶

يَا أَيُّهَا الَّذِينَ آمَنُوا كُلُوا مِن طَيِّبَاتِ مَا رَزَقْنَاكُمْ وَاشْكُرُوا لِلَّهِ إِن كُنتُمْ إِيَّاهُ تَعْبُدُونَ ۖ ۱۷۲ إِنَّمَا حَرَّمَ  
عَلَيْكُمُ الْمَيْتَةَ وَالدَّمَ وَحَمَّ الْخَنِزِيرِ وَمَا أُهْلَ بِهِ لِغَيْرِ اللَّهِ ۗ فَمَنِ اضْطُرَّ غَيْرَ بَاغٍ وَلَا عَادٍ فَلَا إِثْمَ  
عَلَيْهِ ۗ ۱۷۳ إِنَّ اللَّهَ غَفُورٌ رَحِيمٌ ۗ ۱۷۳ إِنَّ الَّذِينَ يَكْتُمُونَ مَا أَنزَلَ اللَّهُ مِنَ الْكِتَابِ وَيَشْتُرُونَ بِهِ ثَمَنًا  
قَلِيلًا ۗ أُولَئِكَ مَا يَأْكُلُونَ فِي بُطُونِهِمْ إِلَّا النَّارَ وَلَا يَكَلِّمُهُمُ اللَّهُ يَوْمَ الْقِيَامَةِ وَلَا يُزَكِّيهِمْ وَلَهُمْ عَذَابٌ  
أَلِيمٌ ۗ ۱۷۴ أُولَئِكَ الَّذِينَ اشْتَرُوا الضَّلَالََةَ بِالْهُدَى وَالْعَذَابَ بِالْمَغْفِرَةِ ۗ فَمَا أَصْبَرَهُمْ عَلَى النَّارِ ۗ ۱۷۵  
ذَلِكَ بِأَنَّ اللَّهَ نَزَّلَ الْكِتَابَ بِالْحَقِّ ۗ وَإِنَّ الَّذِينَ اخْتَلَفُوا فِي الْكِتَابِ لَفِي شِقَاقٍ بَعِيدٍ ۗ ۱۷۶

يَا أَيُّهَا الَّذِينَ آمَنُوا كُلُوا مِن طَيِّبَاتِ مَا رَزَقْنَاكُمْ وَاشْكُرُوا لِلَّهِ إِن كُنتُمْ إِيَّاهُ تَعْبُدُونَ ۖ ۱۷۲ إِنَّمَا حَرَّمَ  
عَلَيْكُمُ الْمَيْتَةَ وَالدَّمَ وَحَمَّ الْخَنِزِيرِ وَمَا أُهْلَ بِهِ لِغَيْرِ اللَّهِ ۗ فَمَنِ اضْطُرَّ غَيْرَ بَاغٍ وَلَا عَادٍ فَلَا إِثْمَ  
عَلَيْهِ ۗ ۱۷۳ إِنَّ اللَّهَ غَفُورٌ رَحِيمٌ ۗ ۱۷۳ إِنَّ الَّذِينَ يَكْتُمُونَ مَا أَنزَلَ اللَّهُ مِنَ الْكِتَابِ وَيَشْتُرُونَ بِهِ ثَمَنًا  
قَلِيلًا ۗ أُولَئِكَ مَا يَأْكُلُونَ فِي بُطُونِهِمْ إِلَّا النَّارَ وَلَا يَكَلِّمُهُمُ اللَّهُ يَوْمَ الْقِيَامَةِ وَلَا يُزَكِّيهِمْ وَلَهُمْ  
عَذَابٌ أَلِيمٌ ۗ ۱۷۴ أُولَئِكَ الَّذِينَ اشْتَرُوا الضَّلَالََةَ بِالْهُدَى وَالْعَذَابَ بِالْمَغْفِرَةِ ۗ فَمَا أَصْبَرَهُمْ عَلَى النَّارِ ۗ ۱۷۵  
ذَلِكَ بِأَنَّ اللَّهَ نَزَّلَ الْكِتَابَ بِالْحَقِّ ۗ وَإِنَّ الَّذِينَ اخْتَلَفُوا فِي الْكِتَابِ لَفِي شِقَاقٍ بَعِيدٍ ۗ ۱۷۶

Figure 9: Flat justification from Microsoft Word 2010.

<p>﴿الْمُقَدَّمَةُ﴾ الْأُولَى :</p> <p>﴿هِيَ﴾ أَنَّهُ لَا إِشْكَالَ فِي</p> <p>فِطْرَتِهِ - كَأَلِ الدِّينِ بِالْوَلَا</p> <p>تَحَقُّقًا وَوُجُودًا . وَ ذَلِكَ</p> <p>بِأَهْلِيَّةِ الْبَسِيطَةِ . وَ كَأَلِ</p>	<p>فِي بَيَانِ مَرَاتِبِ مَعْرِفَةِ</p> <p>اللَّهِ تَعَالَى لِلسَّالِكِ إِلَيْهِ</p> <p>بِسُلُوكِهِ إِلَى مَقَامِ</p> <p>الْوَلَايَةِ ، عَلَى حَسَبِ</p> <p>الْأَطْوَارِ الْيَقِينِيَّةِ</p> <p>الثَّلَاثَةِ : عِلْمِ الْيَقِينِ ،</p> <p>عَيْنِ الْيَقِينِ ، وَ حَقِّ</p> <p>الْيَقِينِ .</p>
---	--

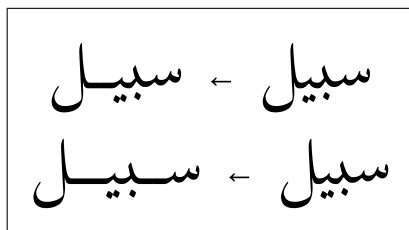
Figure 10: Marginal-note justification in Omega/Aleph.

creates extending that may be considered too perfectly even: Do we want to impose the rule that only one character should be extended per word (or at most two non-consecutive characters)? I have seen a lot of older digital Arabic typography that does even extending, including the poetry in the ArabTeX sample in figure 8. Compare this with the Microsoft Word method (Figure 9). The method used in Microsoft Word, with only one extension per word, seems to be the current standard for flat-extending justification.

On the other hand, the justification used in Microsoft Word is not particularly aesthetically pleasing. The answer will lie, again, in parameterization of some sort to be determined. As TeXies, we want to be able to have fine control over this kind of behavior in any case. In the meantime, we mirror the same rule we arrived at for naturally-widened-glyphs:

Generally, there is only one flat extended character allowed per word. However, two non-consecutive extended characters may be allowed. In that case, the second extended character should be longer than the first.

For example:



In accordance with our working rule, the top substitution uses only one flat extended character. The bottom uses two, but the second is longer than the first.

In our own estimation, the smaller the type, as in, e.g., footnotes and marginal notes, the less aesthetic variants that are needed. And the less aesthetic variants needed, the better that flat extending will work as a solution. Consider another example of the same word processed in three different variants:

A rectangular box containing three instances of the Arabic word 'الحمد الحمد الحمد' (Al-hamd al-hamd al-hamd) written in a cursive script. The first instance on the left is highly stylized with a sophisticated aesthetic. The middle instance is a more standard, balanced cursive. The instance on the right is a basic, simple cursive. All three instances use flat extending for the wide characters.

In this case our default is on the left. The variant on the right is about as basic as one can get; the default on the left is a sophisticated aesthetic variant. The middle one is, well, in between. Let's try them with flat extending, using only one extended character per word:

A rectangular box containing three instances of the Arabic word 'الحمد الحمد الحمد' (Al-hamd al-hamd al-hamd) written in a cursive script. The first instance on the left is highly stylized with a sophisticated aesthetic. The middle instance is a more standard, balanced cursive. The instance on the right is a basic, simple cursive. All three instances use flat extending for the wide characters.

On the left, we have an aesthetic combination of letters followed by a flat *tatwīl*. This is what Microsoft Word would give us, and the result is aesthetically distasteful. In the word on the right, however, the flat extension fits well with the basic nature of the feature set. As for the middle one, it could go either way and we leave it to the reader to decide what one thinks.

Now let's repeat with more naturally curved widening:

A rectangular box containing three instances of the Arabic word 'الحمد الحمد الحمد' (Al-hamd al-hamd al-hamd) written in a cursive script. The first instance on the left is highly stylized with a sophisticated aesthetic. The middle instance is a more standard, balanced cursive. The instance on the right is a basic, simple cursive. All three instances use curved widening for the wide characters.

Here, the variant on the left comes out much nicer. The one on the right looks okay with curved widening, although one could arguably do better with flat extending, at least in some contexts. The middle one, again, could go either way, though we think it does somewhat better with curved widening compared to the one on the right. The variant on the left only works well with curved widening.

## Towards a ConT<sub>E</sub>Xt solution

In what follows, we will focus on a solution to the problem of paragraph optimization via alternate glyphs (including alternately-shaped and naturally-widened variants). It turns out that the `\xleaders` method used by Omega/Aleph does not work in L<sup>A</sup>T<sub>E</sub>X, so flat extending could not be naively implemented that way. At the moment flat extending is yet to be implemented in CON<sub>T</sub>E<sub>X</sub>T.

Since flat extending is so ubiquitous in current Arabic script typography, and since it does have important applications (poetry and small font sizes where one prefers simpler aesthetic variants), one could ask why this was not implemented first. In part, this is because the immediate priority of the Oriental T<sub>E</sub>X project has been top-notch, unparalleled aesthetic sophistication of the script. As we noted above, flat extending does not work so well with sophisticated aesthetic variation. So although the flat-extending problem is apparently simpler, it is understandable that we have focused on the more difficult problem first. A clear understanding of the issues and challenges involved with the more general alternate glyph method will help us implement a solution to the the flat-extended problem as a special case. We will come back to this issue towards the end.

Let us now consider the current experimental CON<sub>T</sub>E<sub>X</sub>T setup for paragraph optimization for Arabic script.

## Applying Features to Arabic script

We're now ready for the real thing: Arabic script. The initial setup is not that different from the Latin script case.

## Applying Features to Arabic script

We're now ready for the real thing: Arabic script. The initial setup is not that different from the Latin script case.

```
\definefontfeature
  [husayni-whatever]
  [goodies=husayni,
   featureset=default]
\definefontsolution
  [FancyHusayni]
  [goodies=husayni,
   solution=experimental]
\definefont
  [FancyHusayni]
  [file:husayni*husayni-whatever at 24pt]
```

But here the definitions in the goodies file look way more complex. Here we have only one shrink set but multiple expansion sets.

```
local yes = "yes"
local basics = {
    analyze = yes,
    mode     = "node",
    language = "dflt",
    script   = "arab",
}
local analysis = {
    ccmp = yes,
    init = yes, medi = yes, fina = yes,
}
local regular = {
    rlig = yes, calt = yes, salt = yes, anum = yes,
    ss01 = yes, ss03 = yes, ss07 = yes, ss10 = yes, ss12 = yes,
    ss15 = yes, ss16 = yes, ss19 = yes, ss24 = yes, ss25 = yes,
    ss26 = yes, ss27 = yes, ss31 = yes, ss34 = yes, ss35 = yes,
    ss36 = yes, ss37 = yes, ss38 = yes, ss41 = yes, ss42 = yes,
    ss43 = yes, js16 = yes,
}
local positioning = {
    kern = yes, curs = yes, mark = yes, mkmk = yes,
}
local minimal_stretching = {
    js11 = yes, js03 = yes,
}
local medium_stretching = {
    js12=yes, js05=yes,
}
local maximal_stretching= {
    js13 = yes, js05 = yes, js09 = yes,
}
local wide_all = {
    js11 = yes, js12 = yes, js13 = yes, js05 = yes, js09 = yes,
}
local shrink = {
    flts = yes, js17 = yes, ss05 = yes, ss11 = yes, ss06 = yes,
    ss09 = yes,
}
local default = {
```



```

    basics, analysis, regular, positioning,
}
return {
    name = "husayni",
    version = "1.00",
    comment = "Goodies that complement the" ..
        "Husayni font by prof.Hamid.",
    author = "Idris Samawi Hamid and Hans Hagen",
    featuresets = {
        default = {
            default,
        },
        minimal_stretching = {
            default,
            js11 = yes, js03 = yes,
        },
        medium_stretching = {
            default,
            js12=yes, js05=yes,
        },
        maximal_stretching= {
            default,
            js13 = yes, js05 = yes, js09 = yes,
        },
        wide_all = {
            default,
            js11 = yes, js12 = yes, js13 = yes, js05 = yes,
            js09 = yes,
        },
        shrink = {
            default, flts = yes,
            js17 = yes,
            ss05 = yes, ss11 = yes, ss06 = yes, ss09 = yes,
        },
    },
    solutions = {
        experimental = {
            less = {
                "shrink",
            },
            more = {
                "minimal_stretching", "medium_stretching",

```

```

    "maximal_stretching", "wide_all"
  },
},
},
...
}

```

There are some 55 stylistic and 21 justification features. Not all make sense when optimizing. We predefine some LUA tables to make the sets and solutions easier to understand. The default rendering looks as follows:

```

\FancyHusayni
\righttoleft
\definefontfeature[rasm][script=arab,ss05=yes,js06=no,ss55=yes]
\addff{rasm}
\getbuffer[sample] \par

```

يَا أَيُّهَا الَّذِينَ ءَامَنُوا كُلُوا مِن طَيِّبَاتِ مَا رَزَقْنَاكُمْ وَاشْكُرُوا لِلَّهِ إِن كُنتُمْ  
 إِيَّاهُ تَعْبُدُونَ ﴿١٧٢﴾ إِنَّمَا حَرَّمَ عَلَيْكُمُ الْمَيْتَةَ وَالدَّمَ وَلَحْمَ الْخِنْزِيرِ وَمَا أُهْلَ  
 بِهِ لِعَٰبِرِ اللَّهِ <sup>ط</sup> فَمَن أَضْطَرَّ عَٰبِرٌ بِأَعْيُنِهِ فَأَتَىٰ ذُنُوبًا مِّنْ قَبْلِهِ فَلَا إِثْمَ عَلَيْهِ <sup>ج</sup> إِنَّ اللَّهَ غَفُورٌ  
 رَّحِيمٌ ﴿١٧٣﴾ إِنَّا أَنزَلْنَا الْقُرْآنَ بِاللُّغَةِ الْعَرَبِيَّةِ لِتَعْلَمُونَهَا الْكَلِمَةَ وَالَّذِينَ آمَنُوا مِن قَوْمِكَانَ  
 أَعْرَابًا أَلْفَبًا يَسْمَعُونَ كَلِمَةَ اللَّهِ وَرَوَاهَا فِي حُجُوبٍ مَّا تُبَيِّنُ لِقَوْمٍ لَّا يَعْلَمُونَ  
 لَقَدْ أَنزَلْنَا إِلَيْكَ الْكِتَابَ بِالْحَقِّ وَإِنَّ اللَّهَ لَكَنَّ غَافِلٌ ﴿١٧٤﴾ أُولَٰئِكَ الَّذِينَ  
 كَفَرُوا بِالْحَقِّ بِيَوْمِئِذٍ كَانُوا فِي شَكٍّ ﴿١٧٥﴾ أُولَٰئِكَ الَّذِينَ نَسُوا اللَّهَ وَرَسُولَهُ  
 بِيَوْمِئِذٍ كَانُوا فِي شَكٍّ ﴿١٧٦﴾ أُولَٰئِكَ الَّذِينَ نَسُوا اللَّهَ وَرَسُولَهُ  
 بِيَوْمِئِذٍ كَانُوا فِي شَكٍّ ﴿١٧٧﴾ أُولَٰئِكَ الَّذِينَ نَسُوا اللَّهَ وَرَسُولَهُ  
 بِيَوْمِئِذٍ كَانُوا فِي شَكٍّ ﴿١٧٨﴾ أُولَٰئِكَ الَّذِينَ نَسُوا اللَّهَ وَرَسُولَهُ  
 بِيَوْمِئِذٍ كَانُوا فِي شَكٍّ ﴿١٧٩﴾ أُولَٰئِكَ الَّذِينَ نَسُوا اللَّهَ وَرَسُولَهُ  
 بِيَوْمِئِذٍ كَانُوا فِي شَكٍّ ﴿١٨٠﴾

Note that we already have a degree of widened substitution in this example. This is all for the accommodation of vowels, and is defined entirely in the OPEN-TYPE tables of the font. We also added some special orthography (the `rasm` font feature to get the Qur'anic features just right). You can also do this by adding the feature to the `lfg` file (`local regular =` ). There is no paragraph optimization as yet, although the default L<sup>A</sup>T<sub>E</sub>X engine does a good job to start with.

Next we show a more optimized result:

```
\setupfontsolution
```

```
[FancyHusayni]
```

```
[method={preroll,normal},
```

```
criterium=1]
```

```
\startfontsolution[FancyHusayni]
```

```
\FancyHusayni
```

```
\righttoleft
```

```
\definefontfeature[rasm][script=arab,ss05=yes,js06=no,ss55=yes]
```

```
\addff{rasm}
```

```
\getbuffer[sample] \par
```

```
\stopfontsolution
```

يَا أَيُّهَا الَّذِينَ ءَامَنُوا كُلُوا مِن طَيِّبَاتِ مَا رَزَقْنَاكُمْ وَاشْكُرُوا لِلَّهِ إِن كُنتُمْ  
إِيَّاهُ تَعْبُدُونَ ﴿١٧٢﴾ إِنَّمَا حَرَّمَ عَلَيْكُمُ الْمَيْتَةَ وَالْدَّمَ وَالْحَنِزِيرَ وَمَا أَهَلَ  
بِهِ لَغَيْرِ اللَّهِ ﷻ فَمَنِ اضْطُرَّ غَيْرَ بَاغٍ وَلَا عَادٍ فَلَا إِثْمَ عَلَيْهِ ۚ إِنَّ اللَّهَ غَفُورٌ  
رَّحِيمٌ ﴿١٧٣﴾ إِنَّا أَنزَلْنَا الْقُرْآنَ بِاللُّغَةِ الْعَرَبِيَّةِ لِتَعْلَمُونَهَا الْكَلِمَةَ وَيَشْرُونَهَا  
بِهَا قَلِيلًا ۗ أُولَٰئِكَ مَا يُكُونُونَ فِي بُطُونِهِمْ إِلَّا النَّارُ وَلَا يُكَلِّمُهُمُ اللَّهُ يَوْمَ  
الْقِيَامَةِ وَلَا يُزَكِّيهِمْ وَلَهُمْ عَذَابٌ أَلِيمٌ ﴿١٧٤﴾ أُولَٰئِكَ الَّذِينَ أَسْرَوْا الضَّلَالَةَ  
بِأَهْدَىٰ وَالْعَذَابَ بِالْمَغْفِرَةِ ۚ فَمَا أَصْبَرَهُمْ عَلَى النَّارِ ﴿١٧٥﴾ ذَلِكَ بِأَنَّ  
اللَّهَ تَرَىٰ الْكَيْدَ بِالْحَقِّ ﷻ وَإِنَّ الَّذِينَ أَخْتَلَفُوا فِي الْكِتَابِ لَفِي شِقَاقٍ  
بَعِيدٍ ﴿١٧٦﴾

Now let's see what happens when `\parfillskip = 0pt`, i.e., the last line has no extra space after the end of the paragraph. This is important for getting, e.g., the last line of the page to end with the end of a verse as we discussed earlier:

```
\setupfontsolution
```

```
[FancyHusayni]
```

```
[method={preroll,normal},
```

```
criterium=1]
```

```

\startfontsolution[FancyHusayni]
  \FancyHusayni
  \righttoleft
\definefontfeature[rasm] [script=arab,ss05=yes,js06=no,ss55=yes]
\addff{rasm}
  \parfillskip=0pt
  \getbuffer[sample] \par
\stopfontsolution

```

يَا أَيُّهَا الَّذِينَ ءَامَنُوا كُلُوا مِن طَيِّبَاتِ مَا رَزَقْنَاكُمْ وَاشْكُرُوا لِلَّهِ إِن  
كُنْتُمْ إِيَّاهُ تَعْبُدُونَ ﴿١٧١﴾ إِنَّمَا حَرَّمَ عَلَيْكُمُ الْمَيْتَةَ وَالدَّمَ وَلَحْمَ الْخِنْزِيرِ  
وَمَا أَهْلَ بِهِ لغيرِ اللَّهِ <sup>ص</sup> فَمَن أَضْطَرَّ غَيْرَ بَاغٍ وَلَا عَادٍ فَلَا إِثْمَ  
عَلَيْهِ ۗ إِنَّ اللَّهَ غَفُورٌ رَّحِيمٌ ﴿١٧٢﴾ إِنَّ الَّذِينَ يَكْتُمُونَ مَا أَنزَلَ  
اللَّهُ مِنَ الْكِتَابِ وَيَشْتَرُونَ بِهِ ثَمَنًا قَلِيلًا <sup>ل</sup> أُولَٰئِكَ مَا يَأْكُلُونَ فِي  
بُطُونِهِمْ إِلَّا النَّارَ وَلَا يُكَلِّمُهُمُ اللَّهُ يَوْمَ الْقِيَمَةِ وَلَا يُزَكِّيهِمْ وَلَهُمْ  
عَذَابٌ أَلِيمٌ ﴿١٧٣﴾ أُولَٰئِكَ الَّذِينَ أَسْرَوْا الضَّلَالَةَ بِالْهُدَىٰ وَالْعَذَابَ  
بِالْمَغْفِرَةِ ۗ فَمَا أَصْبَرَهُمْ عَلَى النَّارِ ﴿١٧٤﴾ ذَلِكَ بِأَنَّ اللَّهَ نَزَلَ الْكِتَابَ  
بِالْحَقِّ <sup>ط</sup> وَإِنَّ الَّذِينَ أَخْتَلَفُوا فِي الْكِتَابِ لَفِي شِقَاقٍ بَعِيدٍ <sup>أ</sup> ﴿١٧٥﴾

Just as the effects are more visible in the `\parfillskip = 0pt` case, the impact is much larger when the available width is less. In figures 11, 12, 13, 14, and 15 we can see the optimizer in action when that happens.

In our estimation, the current experimental solution works best for alternate-shaped glyphs, although there is some success with naturally widened characters. Clearly, some widened substitutions work better than others. A lot of fine tuning is needed, both within the OPENTYPE features as well as the optimization algorithm.

Without going into a detailed analysis at the moment, we restrict ourselves to two critical observations.

يَا أَيُّهَا الَّذِينَ آمَنُوا كُلُوا مِن  
طَيِّبَاتِ مَا رَزَقْنَاكُمْ وَاشْكُرُوا لِلَّهِ إِن  
كُنْتُمْ إِيَّاهُ تَعْبُدُونَ ﴿١٧٦﴾ إِنَّمَا حَرَّمَ  
عَلَيْكُمُ الْمَيْتَةَ وَالْدَّمَ وَلَحْمَ الْخِنْزِيرِ وَمَا  
أُهْلَ بِهِ لِغَيْرِ اللَّهِ <sup>ط</sup> فَمَنِ اضْطُرَّ غَيْرَ  
بَاغٍ وَلَا عَادٍ فَلَا إِثْمَ عَلَيْهِ <sup>ج</sup> إِنَّ اللَّهَ  
غَفُورٌ رَّحِيمٌ ﴿١٧٦﴾ إِنَّ الَّذِينَ يَكْتُمُونَ  
مَا أَنزَلَ اللَّهُ مِنَ الْكِتَابِ وَيُسْتَرُونَ  
بِهِ <sup>ب</sup> ثَمَنًا قَلِيلًا <sup>ل</sup> أُولَئِكَ مَا يَأْكُونَ  
فِي بُطُونِهِمْ إِلَّا النَّارَ وَلَا يُكَلِّمُهُمُ اللَّهُ  
يَوْمَ الْقِيَامَةِ وَلَا يُزَكِّيهِمْ وَلَهُمْ عَذَابٌ  
أَلِيمٌ ﴿١٧٦﴾ أُولَئِكَ الَّذِينَ أَسْتَرُوا  
الضَّلَالََةَ بِالْهُدَى وَالْعَذَابَ بِالْمَغْفِرَةِ  
<sup>ج</sup> فَمَا أَصْبَرَهُمْ عَلَى النَّارِ ﴿١٧٦﴾ ذَلِكَ  
بِأَنَّ اللَّهَ نَزَلَ الْكِتَابَ بِالْحَقِّ <sup>ط</sup>  
وَإِنَّ الَّذِينَ اخْتَلَفُوا فِي الْكِتَابِ لَفِي  
شِقَاقٍ بَعِيدٍ <sup>م</sup> ﴿١٧٦﴾

narrow

يَا أَيُّهَا الَّذِينَ آمَنُوا كُلُوا مِن  
طَيِّبَاتِ مَا رَزَقْنَاكُمْ وَاشْكُرُوا لِلَّهِ إِن  
كُنْتُمْ إِيَّاهُ تَعْبُدُونَ ﴿١٧٦﴾ إِنَّمَا حَرَّمَ  
عَلَيْكُمُ الْمَيْتَةَ وَالْدَّمَ وَلَحْمَ الْخِنْزِيرِ وَمَا  
أُهْلَ بِهِ لِغَيْرِ اللَّهِ <sup>ط</sup> فَمَنِ اضْطُرَّ غَيْرَ  
بَاغٍ وَلَا عَادٍ فَلَا إِثْمَ عَلَيْهِ <sup>ج</sup> إِنَّ اللَّهَ  
غَفُورٌ رَّحِيمٌ ﴿١٧٦﴾ إِنَّ الَّذِينَ يَكْتُمُونَ  
مَا أَنزَلَ اللَّهُ مِنَ الْكِتَابِ وَيُسْتَرُونَ  
بِهِ <sup>ب</sup> ثَمَنًا قَلِيلًا <sup>ل</sup> أُولَئِكَ مَا يَأْكُونَ  
فِي بُطُونِهِمْ إِلَّا النَّارَ وَلَا يُكَلِّمُهُمُ اللَّهُ  
يَوْمَ الْقِيَامَةِ وَلَا يُزَكِّيهِمْ وَلَهُمْ عَذَابٌ  
أَلِيمٌ ﴿١٧٦﴾ أُولَئِكَ الَّذِينَ أَسْتَرُوا  
الضَّلَالََةَ بِالْهُدَى وَالْعَذَابَ بِالْمَغْفِرَةِ  
<sup>ج</sup> فَمَا أَصْبَرَهُمْ عَلَى النَّارِ ﴿١٧٦﴾ ذَلِكَ  
بِأَنَّ اللَّهَ نَزَلَ الْكِتَابَ بِالْحَقِّ <sup>ط</sup>  
وَإِنَّ الَّذِينَ اخْتَلَفُوا فِي الْكِتَابِ لَفِي  
شِقَاقٍ بَعِيدٍ <sup>م</sup> ﴿١٧٦﴾

normal

Figure 11: A narrower sample (a).

يَا أَيُّهَا الَّذِينَ ءَامَنُوا كُلُوا مِن  
طَيِّبَاتِ مَا رَزَقْنَاكُمْ وَاشْكُرُوا لِلَّهِ إِن  
كُنْتُمْ إِيَّاهُ تَعْبُدُونَ ﴿١٧٦﴾ إِنَّمَا حَرَّمَ  
عَلَيْكُمْ الْمَيْتَةَ وَالْدَّمَ وَلَحْمَ الْخِنْزِيرِ وَمَا  
أُهِلَّ بِهِ لِغَيْرِ اللَّهِ <sup>ط</sup> فَمَنِ اضْطُرَّ غَيْرَ  
بَاغٍ وَلَا عَادٍ فَلَا إِثْمَ عَلَيْهِ <sup>ج</sup> إِنَّ اللَّهَ  
غَفُورٌ رَّحِيمٌ ﴿١٧٧﴾ إِنَّ الَّذِينَ يَكْتُمُونَ  
مَا أَنزَلَ اللَّهُ مِنَ الْكِتَابِ وَيُسْرُونَ  
بِهِ <sup>ب</sup> ثَمَنًا قَلِيلًا <sup>ل</sup> أُولَٰئِكَ مَا يَأْكُلُونَ  
فِي بُطُونِهِمْ إِلَّا النَّارَ وَلَا يُكَلِّمُهُمُ اللَّهُ  
يَوْمَ الْقِيَامَةِ وَلَا يُزَكِّيهِمْ وَلَهُمْ عَذَابٌ  
أَلِيمٌ ﴿١٧٨﴾ أُولَٰئِكَ الَّذِينَ أَسْرَوْا  
الضَّلَالََةَ بِالْهُدَىٰ وَالْعَذَابَ بِالْمَغْفِرَةِ  
<sup>ج</sup> فَمَا أَصْبَرَهُمْ عَلَى النَّارِ ﴿١٧٩﴾ ذَلِكَ  
بِأَنَّ اللَّهَ نَزَلَ الْكِتَابَ بِالْحَقِّ <sup>ط</sup>  
وَإِنَّ الَّذِينَ اٰخْتَلَفُوا فِي الْكِتَابِ لَفِي  
شِقَاقٍ بَعِيدٍ <sup>م</sup> ﴿١٨٠﴾

normal

يَا أَيُّهَا الَّذِينَ ءَامَنُوا كُلُوا مِن  
طَيِّبَاتِ مَا رَزَقْنَاكُمْ وَاشْكُرُوا لِلَّهِ إِن  
كُنْتُمْ إِيَّاهُ تَعْبُدُونَ ﴿١٧٦﴾ إِنَّمَا حَرَّمَ  
عَلَيْكُمْ الْمَيْتَةَ وَالْدَّمَ وَلَحْمَ الْخِنْزِيرِ وَمَا  
أُهِلَّ بِهِ لِغَيْرِ اللَّهِ <sup>ط</sup> فَمَنِ اضْطُرَّ غَيْرَ  
بَاغٍ وَلَا عَادٍ فَلَا إِثْمَ عَلَيْهِ <sup>ج</sup> إِنَّ اللَّهَ  
غَفُورٌ رَّحِيمٌ ﴿١٧٧﴾ إِنَّ الَّذِينَ يَكْتُمُونَ  
مَا أَنزَلَ اللَّهُ مِنَ الْكِتَابِ وَيُسْرُونَ  
بِهِ <sup>ب</sup> ثَمَنًا قَلِيلًا <sup>ل</sup> أُولَٰئِكَ مَا يَأْكُلُونَ  
فِي بُطُونِهِمْ إِلَّا النَّارَ وَلَا يُكَلِّمُهُمُ اللَّهُ  
يَوْمَ الْقِيَامَةِ وَلَا يُزَكِّيهِمْ وَلَهُمْ عَذَابٌ  
أَلِيمٌ ﴿١٧٨﴾ أُولَٰئِكَ الَّذِينَ أَسْرَوْا  
الضَّلَالََةَ بِالْهُدَىٰ وَالْعَذَابَ بِالْمَغْفِرَةِ  
<sup>ج</sup> فَمَا أَصْبَرَهُمْ عَلَى النَّارِ ﴿١٧٩﴾ ذَلِكَ  
بِأَنَّ اللَّهَ نَزَلَ الْكِتَابَ بِالْحَقِّ <sup>ط</sup>  
وَإِنَّ الَّذِينَ اٰخْتَلَفُوا فِي  
الْكِتَابِ لَفِي شِقَاقٍ بَعِيدٍ <sup>م</sup> ﴿١٨٠﴾

narrow

Figure 12: A narrower sample with no parfillskip (b).

يَا أَيُّهَا الَّذِينَ ءَامَنُوا كُلُوا مِن  
طَيِّبَاتِ مَا رَزَقْنَاكُمْ وَاشْكُرُوا لِلَّهِ  
إِن كُنْتُمْ إِيَّاهُ تَعْبُدُونَ ﴿١٧٦﴾ إِنَّمَا  
حَرَّمَ عَلَيْكُمُ الْمَيْتَةَ وَالْدَّمَ وَلَحْمَ  
الْخِزِيرِ وَمَا أُهْلَ بِهِ لِغَيْرِ اللَّهِ  
فَمَن أَضْطَرَّ غَيْرُ بَاغٍ وَلَا عَادٍ  
فَلَا إِثْمَ عَلَيْهِ ۚ إِنَّ اللَّهَ غَفُورٌ  
رَّحِيمٌ ﴿١٧٧﴾ إِن الَّذِينَ يَكْتُمُونَ مَا  
أَنْزَلَ اللَّهُ مِنَ الْكِتَابِ وَيُسْرُونَ  
بِهِ ۖ تَمَتَّا قَلِيلًا ۙ أُولَٰئِكَ مَا  
يَأْكُلُونَ فِي بُطُونِهِمْ إِلَّا النَّارَ وَلَا  
يَكَلِّمُهُمُ اللَّهُ يَوْمَ الْقِيَامَةِ وَلَا  
يُزَكِّيهِمْ وَهُمْ عَذَابُ أَلِيمٌ ﴿١٧٨﴾  
أُولَٰئِكَ الَّذِينَ أَسْرَوْا الضَّلَالَةَ  
بِأَهْدَىٰ وَالْعَذَابَ بِالْمَغْفِرَةِ ۚ  
فَمَا أَصْبَرَهُمْ عَلَى النَّارِ ﴿١٧٩﴾  
ذَٰلِكَ بِأَنَّ اللَّهَ نَزَلَ الْكِتَابَ  
بِالْحَقِّ ۖ وَإِنَّ الَّذِينَ اخْتَلَفُوا فِي  
الْكِتَابِ لَفِي شِقَاقٍ بَعِيدٍ ﴿١٨٠﴾

normal

يَا أَيُّهَا الَّذِينَ ءَامَنُوا كُلُوا مِن  
طَيِّبَاتِ مَا رَزَقْنَاكُمْ وَاشْكُرُوا لِلَّهِ  
إِن كُنْتُمْ إِيَّاهُ تَعْبُدُونَ ﴿١٧٦﴾ إِنَّمَا  
حَرَّمَ عَلَيْكُمُ الْمَيْتَةَ وَالْدَّمَ وَلَحْمَ  
الْخِزِيرِ وَمَا أُهْلَ بِهِ لِغَيْرِ اللَّهِ  
فَمَن أَضْطَرَّ غَيْرُ بَاغٍ وَلَا عَادٍ  
فَلَا إِثْمَ عَلَيْهِ ۚ إِنَّ اللَّهَ غَفُورٌ  
رَّحِيمٌ ﴿١٧٧﴾ إِن الَّذِينَ يَكْتُمُونَ مَا  
أَنْزَلَ اللَّهُ مِنَ الْكِتَابِ وَيُسْرُونَ  
بِهِ ۖ تَمَتَّا قَلِيلًا ۙ أُولَٰئِكَ مَا  
يَأْكُلُونَ فِي بُطُونِهِمْ إِلَّا النَّارَ وَلَا  
يَكَلِّمُهُمُ اللَّهُ يَوْمَ الْقِيَامَةِ وَلَا  
يُزَكِّيهِمْ وَهُمْ عَذَابُ أَلِيمٌ ﴿١٧٨﴾  
أُولَٰئِكَ الَّذِينَ أَسْرَوْا الضَّلَالَةَ  
بِأَهْدَىٰ وَالْعَذَابَ بِالْمَغْفِرَةِ ۚ  
فَمَا أَصْبَرَهُمْ عَلَى النَّارِ ﴿١٧٩﴾  
ذَٰلِكَ بِأَنَّ اللَّهَ نَزَلَ الْكِتَابَ  
بِالْحَقِّ ۖ وَإِنَّ الَّذِينَ اخْتَلَفُوا فِي  
الْكِتَابِ لَفِي شِقَاقٍ بَعِيدٍ ﴿١٨٠﴾

narrow

Figure 13: An even narrower sample (c).

يَا أَيُّهَا الَّذِينَ آمَنُوا  
كُلُوا مِنْ طَيِّبَاتِ مَا رَزَقْنَاكُمْ  
وَأَشْكُرُوا لِلَّهِ إِنْ كُنْتُمْ إِبْرَاهِيمَ  
تَعْبُدُونَ ﴿١٧٢﴾ إِنَّمَا حَرَّمَ  
عَلَيْكُمْ الْمَيْتَةَ وَالْدَّمَ وَحَمَّ  
الْخِنْزِيرِ وَمَا أَهْلَ بِهِ لغيرِ  
اللَّهِ ۗ فَمَنْ أَضْطَرَّ غَيْرَ  
بِأَخِي ۗ وَلَا عَادِ فَلَا إِثْمَ عَلَيْهِ ۗ  
إِنَّ اللَّهَ غَفُورٌ رَحِيمٌ ﴿١٧٣﴾  
إِنَّ الَّذِينَ يَكْتُمُونَ مَا أَنزَلَ  
اللَّهُ مِنَ الْكِتَابِ وَيُسْرُوهُ  
بِهِ ۗ ثُمَّ قَلِيلًا ۗ أُولَٰئِكَ  
مَأْوَاهُمْ فِي بُطُونِهِمْ إِلَّا  
الَّذِينَ تَابُوا ۗ وَلَا يُكَلِّمُهُمُ  
اللَّهُ يَوْمَ الْقِيَامَةِ ۗ وَلَا  
يُزَكِّيهِمْ ۗ وَلَهُمْ عَذَابٌ  
أَلِيمٌ ﴿١٧٤﴾ أُولَٰئِكَ  
الَّذِينَ اشْتَرُوا الضَّلٰةَ  
بِالْغُفْرَةِ ۗ فَاصْبِرْ لَهُمْ  
عَلَىٰ النَّارِ ﴿١٧٥﴾ ذَلِكَ  
بِأَنَّ اللَّهَ نَزَّلَ  
الْكِتَابَ بِالْحَقِّ ۗ وَإِنَّ  
الَّذِينَ اخْتَلَفُوا فِي  
الْكِتَابِ لَفِي شِقَاقٍ  
بَعِيدٍ ﴿١٧٦﴾

normal

يَا أَيُّهَا الَّذِينَ آمَنُوا كُلُوا  
مِنْ طَيِّبَاتِ مَا رَزَقْنَاكُمْ  
وَأَشْكُرُوا لِلَّهِ إِنْ كُنْتُمْ إِبْرَاهِيمَ  
تَعْبُدُونَ ﴿١٧٢﴾ إِنَّمَا حَرَّمَ  
عَلَيْكُمْ الْمَيْتَةَ وَالْدَّمَ وَحَمَّ  
الْخِنْزِيرِ وَمَا أَهْلَ بِهِ لغيرِ  
اللَّهِ ۗ فَمَنْ أَضْطَرَّ غَيْرَ  
بِأَخِي ۗ وَلَا عَادِ فَلَا إِثْمَ عَلَيْهِ ۗ  
إِنَّ اللَّهَ غَفُورٌ رَحِيمٌ ﴿١٧٣﴾  
إِنَّ الَّذِينَ يَكْتُمُونَ مَا أَنزَلَ  
اللَّهُ مِنَ الْكِتَابِ وَيُسْرُوهُ  
بِهِ ۗ ثُمَّ قَلِيلًا ۗ أُولَٰئِكَ  
مَأْوَاهُمْ فِي بُطُونِهِمْ إِلَّا  
الَّذِينَ تَابُوا ۗ وَلَا يُكَلِّمُهُمُ  
اللَّهُ يَوْمَ الْقِيَامَةِ ۗ وَلَا  
يُزَكِّيهِمْ ۗ وَلَهُمْ عَذَابٌ  
أَلِيمٌ ﴿١٧٤﴾ أُولَٰئِكَ  
الَّذِينَ اشْتَرُوا الضَّلٰةَ  
بِالْغُفْرَةِ ۗ فَاصْبِرْ لَهُمْ  
عَلَىٰ النَّارِ ﴿١٧٥﴾ ذَلِكَ  
بِأَنَّ اللَّهَ نَزَّلَ  
الْكِتَابَ بِالْحَقِّ ۗ وَإِنَّ  
الَّذِينَ اخْتَلَفُوا فِي  
الْكِتَابِ لَفِي شِقَاقٍ  
بَعِيدٍ ﴿١٧٦﴾

narrow

Figure 14: An even narrower sample (d).



يَا أَيُّهَا الَّذِينَ ءَامَنُوا  
كُلُوا مِنْ طَيِّبَاتِ مَا رَزَقْنَاكُمْ  
وَأَشْكُرُوا لِلَّهِ إِنْ كُنْتُمْ  
لَهُ تَعْبُدُونَ ﴿١٧١﴾ إِنَّمَا  
حَرَّمَ عَلَيْكُمُ الْمَيْتَةَ وَالدَّمَ  
وَالْحَمَّ الْخَنِزِيرِ وَمَا أُهْلَ  
بِهِ لِعَظْرِ اللَّهِ ط هَمَنْ  
أَضْطَرَّ عَلَيْهِ بَاغٍ وَلَا عَادٍ  
فَلَا إِثْمَ عَلَيْهِ ؕ إِن  
اللَّهُ غَفُورٌ رَحِيمٌ ﴿١٧٢﴾  
إِنَّ الَّذِينَ يَكْتُمُونَ مَا  
أَنْزَلَ اللَّهُ مِنْ الْكِتَابِ  
وَيُسْتَرُونَ بِهِ تَمَتَّا قَلِيلًا  
أُولَئِكَ مَا يَأْكُلُونَ فِي  
بُطُونِهِمْ إِلَّا النَّارَ وَلَا  
يَكْتُمُهُمُ اللَّهُ يَوْمَ الْقِيَامَةِ  
وَلَا يُزَكِّيهِمْ وَلَهُمْ عَذَابٌ  
أَلِيمٌ ﴿١٧٣﴾ أُولَئِكَ الَّذِينَ  
أَشْرَوْا الصَّلَاةَ بِالْهَدْيِ  
وَالْعَذَابَ بِالْغَفْرِ ؕ فَآ  
أَصْرَهُمْ عَلَى النَّارِ ﴿١٧٤﴾  
ذَٰلِكَ بِأَنَّ اللَّهَ نَزَلَ الْكِتَابَ  
بِالْحَقِّ ط وَإِنَّ الَّذِينَ  
أَخْتَلَفُوا فِي الْكِتَابِ لَفِي  
شِقَاقٍ بَعِيدٍ ﴿١٧٥﴾

normal

يَا أَيُّهَا الَّذِينَ ءَامَنُوا كُلُوا  
مِنْ طَيِّبَاتِ مَا رَزَقْنَاكُمْ  
وَأَشْكُرُوا لِلَّهِ إِنْ كُنْتُمْ  
لَهُ تَعْبُدُونَ ﴿١٧١﴾ إِنَّمَا  
حَرَّمَ عَلَيْكُمُ الْمَيْتَةَ وَالدَّمَ  
وَالْحَمَّ الْخَنِزِيرِ وَمَا أُهْلَ  
بِهِ لِعَظْرِ اللَّهِ ط هَمَنْ  
أَضْطَرَّ عَلَيْهِ بَاغٍ وَلَا عَادٍ  
فَلَا إِثْمَ عَلَيْهِ ؕ إِن  
اللَّهُ غَفُورٌ رَحِيمٌ ﴿١٧٢﴾  
إِنَّ الَّذِينَ يَكْتُمُونَ مَا  
أَنْزَلَ اللَّهُ مِنْ الْكِتَابِ  
وَيُسْتَرُونَ بِهِ تَمَتَّا قَلِيلًا  
أُولَئِكَ مَا يَأْكُلُونَ فِي  
بُطُونِهِمْ إِلَّا النَّارَ وَلَا  
يَكْتُمُهُمُ اللَّهُ يَوْمَ الْقِيَامَةِ  
وَلَا يُزَكِّيهِمْ وَلَهُمْ عَذَابٌ  
أَلِيمٌ ﴿١٧٣﴾ أُولَئِكَ الَّذِينَ  
أَشْرَوْا الصَّلَاةَ بِالْهَدْيِ  
وَالْعَذَابَ بِالْغَفْرِ ؕ فَآ  
أَصْرَهُمْ عَلَى النَّارِ ﴿١٧٤﴾  
ذَٰلِكَ بِأَنَّ اللَّهَ نَزَلَ الْكِتَابَ  
بِالْحَقِّ ط وَإِنَّ الَّذِينَ  
أَخْتَلَفُوا فِي الْكِتَابِ لَفِي  
شِقَاقٍ بَعِيدٍ ﴿١٧٥﴾

narrow

Figure 15: An even narrower sample (e).

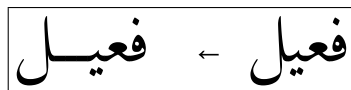
First, in our tests one will notice that the glyph substitutions tend to take place on the right side of the line. They should be more evenly distributed throughout each line.

Second, we can say that the current method works better for alternate-shaped glyph substitution than it does for naturally-widened glyph substitution. This leads us to the next step in this research project:

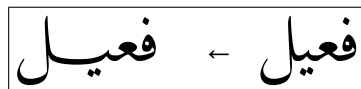
Within the Husayni font there is now a mapping between flat extending via *taṭwīl* and curved widening via alternate glyphs. Consider the following manually typed UTF text using the *taṭwīl* character (U+0640):

فَعِيل \ARROW\ فَعِيل

In flat-extended typography that comes out like this:



Husayni, through the optional Stylistic Alternates feature (`salt`) will map the flat *taṭwīl*-extended characters to curved widened characters. So with `salt=yes` selected in `CONTEX`T we get



This opens up a way to connect a forthcoming solution to the flat *taṭwīl*-extended character method with the curved widened-glyph method. A future version of the optimizer may be able to optimize the paragraph in terms of the *taṭwīl* character and a set of rules along the lines we discussed earlier. Then we can simply convert the result to curves using the *taṭwīl* character. At least this is one possibility.

The second author is currently working on an updated version of the Husayni font. The updates include improved character shapes and possibly the use of the `OPENTYPE` variable font mechanism to provide a bold typeface.

## Conclusion

In this article, we introduced the `CONTEX`T paragraph optimizer and showed how it can be used in conjunction with a sophisticated `OPENTYPE` font for Arabic script typesetting. We argue that the current paragraph optimizer, even in its experimental status at the moment, represents one of the greatest and most important steps in the evolution of digital Arabic script typography. Its potential

impact on for Arabic script typesetting is immense, and we excitedly look forward to its completion.

## **Orientálský T<sub>E</sub>X: Optimalizace odstavcového zlomu**

Článek popisuje systém pro optimalizaci odstavcového zlomu při sazbě arabštiny ve formátu CONTEX<sub>T</sub>. Implementace je představena na úryvcích v latince. Článek následně popisuje základní vlastnosti arabského písma a známé postupy při optimalizaci odstavcového zlomu. V závěru článku je jeden z popsaných postupů využit při sazbě pasáže z Koránu.

**Keywords:** mikrotypografie, OPENTYPE, CONTEX<sub>T</sub>, L<sub>U</sub>A<sub>T</sub>E<sub>X</sub>