

Tomáš Oberhuber

Finite difference scheme for the Willmore flow of graphs

Kybernetika, Vol. 43 (2007), No. 6, 855--867

Persistent URL: <http://dml.cz/dmlcz/135821>

Terms of use:

© Institute of Information Theory and Automation AS CR, 2007

Institute of Mathematics of the Academy of Sciences of the Czech Republic provides access to digitized documents strictly for personal use. Each copy of any part of this document must contain these *Terms of use*.



This paper has been digitized, optimized for electronic delivery and stamped with digital signature within the project *DML-CZ: The Czech Digital Mathematics Library* <http://project.dml.cz>

FINITE DIFFERENCE SCHEME FOR THE WILLMORE FLOW OF GRAPHS

TOMÁŠ OBERHUBER

In this article we discuss numerical scheme for the approximation of the Willmore flow of graphs. The scheme is based on the finite difference method. We improve the scheme we presented in Oberhuber [9, 10] which is based on combination of the forward and the backward finite differences. The new scheme approximates the Willmore flow by the central differences and as a result it better preserves symmetry of the solution. Since it requires higher regularity of the solution, additional numerical viscosity is necessary in some cases. We also present theorem showing stability of the scheme together with the EOC and several results of the numerical experiments.

Keywords: Willmore flow, method of lines, curvature minimization, gradient flow, Laplace–Beltrami operator, Gauss curvature, central differences, numerical viscosity

AMS Subject Classification: 35K35, 35K55, 53C44, 65M12, 65M20, 74S20

1. INTRODUCTION

The Willmore flow is an evolutionary law for minimizing mean curvature of curves or surfaces. Consider a surface Γ_0 smooth enough so that at each point of this surface we can evaluate mean curvature $H = \kappa_1 + \kappa_2$ where κ_1 and κ_2 are the principal curvatures of the surface. Then we can define the Willmore functional \mathcal{W} as

$$\mathcal{W}_{\Gamma_0} = \int_{\Gamma_0} H^2 \, dS. \quad (1)$$

This functional also expresses elastic energy of the surface. As follows from [2, 3, 6] the Willmore flow defined as

$$V = 2\Delta_{\Gamma}H + H^3 - 4HK \text{ on } \Gamma(t), \quad (2)$$

drives the surface towards the minimizer of (1). In (2) V is normal velocity, Δ_{Γ} is the Laplace–Beltrami operator and $K = \kappa_1 \cdot \kappa_2$ is the Gauss curvature.

Recently the Willmore flow has attracted interest of many mathematicians. Today several different formulations of the Willmore flow and different approaches to approximate the exact solution numerically are known. In [2] the authors study graph formulation of the Willmore flow and they apply the method of finite elements

for discretization. Detailed numerical analysis can be found in their article as well. In [3] the level set formulation is derived and several numerical results obtained by the finite element method are presented. Numerical analysis of the level set formulation is difficult and no results have been published yet. Asymptotical convergence of the phase-field model for the Willmore flow has been proved in [4, 5]. For the approximation the authors chose the finite difference method. Finally in [6] the Lagrangian formulation of the elastic curves is studied. For the readers interested in the theory of the Willmore flow, we refer to [7, 11, 12].

2. PROBLEM FORMULATION

We assume that $\Gamma(t)$ is a graph of a function u of two variables:

$$\Gamma(t) = \{[\mathbf{x}, u(t, \mathbf{x})] \mid \mathbf{x} \in \Omega \subset \mathbb{R}^2\},$$

where $\Omega \equiv (0, L_1) \times (0, L_2)$ is an open rectangle, $\partial\Omega$ its boundary and ν its outer normal. Let us denote

$$Q = \sqrt{1 + |\nabla u|^2}, \quad \mathbb{E} = \frac{1}{Q} \left(\mathbb{I} - \frac{\nabla u}{Q} \otimes \frac{\nabla u}{Q} \right), \quad H = \nabla \cdot \left(\frac{\nabla u}{|\nabla u|} \right). \quad (3)$$

For the following definitions we refer to [10, 1].

Definition 1. The graph formulation for the Willmore flow is a system of two partial differential equations of the second order for u and w in the form

$$\frac{\partial u}{\partial t} = -Q \nabla \cdot \left[2\mathbb{E} \nabla w - \frac{w^2}{Q^3} \nabla u \right] \text{ in } \Omega \times (0, T), \quad (4)$$

$$w = QH, \quad (5)$$

$$u(\cdot, 0) = u_{\text{ini}},$$

with the Dirichlet boundary conditions

$$u|_{\partial\Omega} = 0, \quad w|_{\partial\Omega} = 0, \quad (6)$$

or with the Neumann boundary conditions

$$\frac{\partial u}{\partial \nu} \Big|_{\partial\Omega} = 0, \quad \frac{\partial w}{\partial \nu} \Big|_{\partial\Omega} = 0. \quad (7)$$

3. NUMERICAL SCHEME

For the numerical solution of (4)–(7), we will use method of lines with finite difference discretization in space (compare to [1, 8]).

We use the following notation. Let h_1, h_2 be space steps such that $h_1 = \frac{L_1}{N_1}$ and $h_2 = \frac{L_2}{N_2}$ for some $N_1, N_2 \in \mathbb{N}^+$. We define a uniform grid as

$$\begin{aligned} \omega_h &= \{(ih_1, jh_2) | i = 1, \dots, N_1 - 1, j = 1, \dots, N_2 - 1\}, \\ \bar{\omega}_h &= \{(ih_1, jh_2) | i = 0, \dots, N_1, j = 0, \dots, N_2\}, \\ \partial\omega_h &= \bar{\omega}_h \setminus \omega_h. \end{aligned}$$

For $u^h : \mathbb{R}^2 \rightarrow \mathbb{R}$ we define a projection on $\bar{\omega}_h$ as $u_{ij}^h = u(ih_1, jh_2)$. We introduce the differences as follows

$$\begin{aligned} u_{f.,ij}^h &= \frac{u_{i+1j} - u_{i,j}}{h_1}, & u_{b.,ij}^h &= \frac{u_{i,j} - u_{i-1j}}{h_1}, \\ u_{f.,ij}^h &= \frac{u_{ij+1} - u_{i,j}}{h_2}, & u_{b.,ij}^h &= \frac{u_{i,j} - u_{ij-1}}{h_2}, \\ u_{c.,ij}^h &= \frac{u_{f.,ij}^h + u_{b.,ij}^h}{2}, & u_{c.,ij}^h &= \frac{u_{f.,ij}^h + u_{b.,ij}^h}{2}, \end{aligned}$$

and for the gradient approximation we will use the following notation (approximation of the divergence is done in the same manner)

$$\begin{aligned} \nabla_f^h u_{ij}^h &= (u_{f.,ij}^h, u_{f.,ij}^h), & \nabla_b^h u_{ij}^h &= (u_{b.,ij}^h, u_{b.,ij}^h), \\ \nabla_c^h u_{ij}^h &= \frac{1}{2} (\nabla_f^h u_{ij}^h + \nabla_b^h u_{ij}^h). \end{aligned} \tag{8}$$

$$\tag{9}$$

For $f, g : \bar{\omega}_h \rightarrow \mathbb{R}, \mathbf{f}, \mathbf{g} : \bar{\omega}_h \rightarrow \mathbb{R}^2$ we define

$$\begin{aligned} (f, g)_h &= \sum_{i,j=1}^{N_1-1, N_2-1} h_1 h_2 f_{ij} g_{ij}, & \|f\|_h^2 &= (f, f)_h, \\ (\mathbf{f}^1, \mathbf{g}^1)_f &= \sum_{i,j=1}^{N_1, N_2-1} h_1 h_2 \mathbf{f}_{ij}^1 \mathbf{g}_{ij}^1, & (\mathbf{f}^2, \mathbf{g}^2)_f &= \sum_{i,j=1}^{N_1-1, N_2} h_1 h_2 \mathbf{f}_{ij}^2 \mathbf{g}_{ij}^2, \\ (\mathbf{f}^1, \mathbf{g}^1)_b &= \sum_{i=0, j=1}^{N_1-1, N_2-1} h_1 h_2 \mathbf{f}_{ij}^1 \mathbf{g}_{ij}^1, & (\mathbf{f}^2, \mathbf{g}^2)_b &= \sum_{i=1, j=0}^{N_1-1, N_2-1} h_1 h_2 \mathbf{f}_{ij}^2 \mathbf{g}_{ij}^2, \\ (\mathbf{f}^1, \mathbf{g}^1)_c &= \frac{1}{2} [(\mathbf{f}^1, \mathbf{g}^1)_f + (\mathbf{f}^1, \mathbf{g}^1)_b], \\ (\mathbf{f}^2, \mathbf{g}^2)_c &= \frac{1}{2} [(\mathbf{f}^2, \mathbf{g}^2)_f + (\mathbf{f}^2, \mathbf{g}^2)_b], \\ (\mathbf{f}, \mathbf{g})_c &= (\mathbf{f}^1, \mathbf{g}^1)_c + (\mathbf{f}^2, \mathbf{g}^2)_c. \end{aligned}$$

For the discretization of the Neumann boundary conditions we define the grid boundary normal difference $u_{\bar{n}}$:

$$\begin{aligned} u_{\bar{n},0j} &= u_{b.,1j} && \text{for } j = 0, \dots, N_2, \\ u_{\bar{n},N_1j} &= u_{f.,N_1j} && \text{for } j = 0, \dots, N_2, \\ u_{\bar{n},i0} &= u_{b.,i1} && \text{for } i = 0, \dots, N_1, \\ u_{\bar{n},iN_2} &= u_{f.,iN_2} && \text{for } i = 0, \dots, N_1. \end{aligned}$$

For the purpose of analysis, we will need the grid version of the Green formula:

Lemma 2. Let $p, f, g : \bar{\omega}_h \rightarrow \mathbb{R}$. Then the following Green formulas are valid

$$\begin{aligned}
 (\nabla_f^h \cdot (p \nabla_b^h f), g)_h &= -(p \nabla_b^h f, \nabla_b^h g)_f & (10) \\
 &+ \sum_{j=1}^{N_2-1} h_2(p f_{b.,N_1j} g_{N_1j} - p f_{b.,1j} g_{0j}) + \sum_{i=1}^{N_1-1} h_1(p f_{b.,iN_2} g_{iN_2} - p f_{b.,i0} g_{i0}).
 \end{aligned}$$

$$\begin{aligned}
 (\nabla_b^h \cdot (p \nabla_f^h f), g)_h &= -(p \nabla_f^h f, \nabla_f^h g)_b & (11) \\
 &+ \sum_{j=1}^{N_2-1} h_2(p f_{b.,N_1-1j} g_{N_1j} - p f_{b.,0j} g_{0j}) + \sum_{i=1}^{N_1-1} h_1(p f_{b.,iN_2-1} g_{iN_2} - p f_{b.,i0} g_{i0}).
 \end{aligned}$$

$$\begin{aligned}
 (\nabla_c^h \cdot (p \nabla_c^h f), g)_h &= -(p \nabla_c^h f, \nabla_c^h g)_c & (12) \\
 &+ \frac{1}{2} \sum_{j=1}^{N_2-1} h_2(p f_{b.,N_1j} g_{N_1j} - p f_{b.,1j} g_{0j} + p f_{b.,N_1-1j} g_{N_1j} - p f_{b.,0j} g_{0j}) \\
 &+ \frac{1}{2} \sum_{i=1}^{N_1-1} h_1(p f_{b.,iN_2} g_{iN_2} - p f_{b.,i1} g_{i0} + p f_{b.,iN_2-1} g_{iN_2} - p f_{b.,i0} g_{i0}).
 \end{aligned}$$

Proof. Let us denote $\mathcal{L}_h \equiv \{ih | 0 \leq i \leq N\}$ for $0 < h \in \mathbb{R}$ and $N \in \mathbb{N}^+$. Then for functions $u, v : \mathcal{L}_h \rightarrow \mathbb{R}$ we define the following scalar products

$$\begin{aligned}
 (u, v)_f &= \sum_{i=1}^N h u_i v_i, & (u, v)_b &= \sum_{i=0}^{N-1} h u_i v_i, & (u, v)_h &= \sum_{i=1}^{N-1} h u_i v_i, \\
 (u, v)_c &= \frac{1}{2} \left[(u, v)_f + (u, v)_b \right].
 \end{aligned}$$

Now we have

$$\begin{aligned}
 (u_f, v)_h &= \sum_{i=1}^{N-1} \frac{u_{i+1} - u_i}{h} v_i h = \sum_{i=1}^{N-1} u_i v_{i+1} - \sum_{i=1}^{N-1} u_i v_i \\
 &= \sum_{i=2}^N u_i v_{i-1} - \sum_{i=1}^{N-1} u_i v_i = \sum_{i=2}^{N-1} u_i (v_{i-1} - v_i) + u_N v_{N-1} - u_1 v_1 \\
 &= \sum_{i=2}^{N-1} u_i (v_{i-1} - v_i) + u_N v_N + u_N (v_{N-1} - v_N) - u_1 v_0 + u_1 (v_0 - v_1) \\
 &= u_N v_N - u_1 v_0 - (u, v_b)_f.
 \end{aligned}$$

In the same way we can show $(u_b, v)_h = u_{N-1}v_N - u_0v_0 - (u, v_f)_b$. For the central differences we get

$$\begin{aligned} (u_c, v)_h &= \left(\frac{1}{2}(u_f + u_b), v \right)_h = \frac{1}{2}(u_f, v)_h + \frac{1}{2}(u_b, v)_h \\ &= -\frac{1}{2}(u, v_b)_f + u_n v_n - u_1 v_0 - \frac{1}{2}(u, v_f)_b + u_{N-1} v_n - u_0 v_0 \\ &= -(u, v_c)_c + u_n v_n - u_1 v_0 + u_{N-1} v_n - u_0 v_0. \end{aligned}$$

Now we can proceed to the Green formula (10)

$$\begin{aligned} (\nabla_f^h \cdot (p \nabla_b^h f), g)_h &= \left((p f_b)_f, g \right)_h + \left((p f_b)_f, g \right)_h \\ &= \sum_{j=1}^{N_2-1} h_2 \left((p_{\cdot j} f_{b, \cdot j})_f, g_{\cdot j} \right)_h + \sum_{i=1}^{N_1-1} h_1 \left((p_{i \cdot} f_{b, i \cdot})_f, g_{i \cdot} \right)_h \\ &= \sum_{j=1}^{N_2-1} h_2 \left(-(p_{\cdot j} f_{b, \cdot j}, g_{b, \cdot j})_f + p_{N_1 j} f_{b, N_1 j} g_{N_1 j} - p_{1 j} f_{b, 1 j} g_{0 j} \right) \\ &\quad + \sum_{i=1}^{N_1-1} h_1 \left(-(p_{i \cdot} f_{b, i \cdot}, g_{b, i \cdot})_f + p_{i N_2} f_{b, i N_2} g_{i N_2} - p_{i 1} f_{b, i 1} g_{i 0} \right) \\ &= -(p f_b, g_b)_f - (p f_b, g_b)_f + \sum_{j=1}^{N_2-1} h_2 \cdot (p_{N_1 j} f_{b, N_1 j} g_{N_1 j} - p_{1 j} f_{b, 1 j} g_{0 j}) \\ &\quad + \sum_{i=1}^{N_1-1} h_1 \cdot (p_{i N_2} f_{b, i N_2} g_{i N_2} - p_{i 1} f_{b, i 1} g_{i 0}) \\ &= -(p \nabla_b^h f, \nabla_b^h g)_f + \sum_{j=1}^{N_2-1} h_2 \cdot (p_{N_1 j} f_{b, N_1 j} g_{N_1 j} - p_{1 j} f_{b, 1 j} g_{0 j}) \\ &\quad + \sum_{i=1}^{N_1-1} h_1 \cdot (p_{i N_2} f_{b, i N_2} g_{i N_2} - p_{i 1} f_{b, i 1} g_{i 0}) \end{aligned}$$

Similarly one can prove (11). In the case of the central differences (12) we just use the fact that

$$(\nabla_c^h \cdot (p \nabla_c^h f), g)_h = \frac{1}{2} \left[(\nabla_f^h \cdot (p \nabla_b^h f), g)_h + (\nabla_b^h \cdot (p \nabla_f^h f), g)_h \right]. \quad \square$$

Corollary 3. Let $p, f, g : \bar{\omega}_h \rightarrow \mathbb{R}$ and $v|_{\partial\omega} = 0$. Then

$$(\nabla_f^h \cdot (p \nabla_b^h f), g)_h = - (p \nabla_b^h f, \nabla_b^h g)_f, \tag{13}$$

$$(\nabla_b^h \cdot (p \nabla_f^h f), g)_h = - (p \nabla_f^h f, \nabla_f^h g)_b, \tag{14}$$

$$(\nabla_c^h \cdot (p \nabla_c^h f), g)_h = - (p \nabla_c^h f, \nabla_c^h g)_c. \tag{15}$$

Denoting

$$Q_{ij}^h = \sqrt{1 + |\nabla_c^h u_{ij}|^2}, \quad H_{ij}^h = \nabla_c^h \cdot \left(\frac{\nabla_c^h u_{ij}}{Q_{ij}^h} \right), \tag{16}$$

$$\mathbb{E}_{ij}^h = \frac{1}{Q_{ij}^h} \left(\mathbb{I} - \frac{\nabla_c^h u_{ij}}{Q_{ij}^h} \otimes \frac{\nabla_c^h u_{ij}}{Q_{ij}^h} \right), \tag{17}$$

$$R_{\text{visc}} = C_{\text{visc}} Q_{ij}^h \left(h_1^2 (u_{b,ij}^h)_{f,ij} + h_2^2 (u_{f,ij}^h)_{.f,ij} \right), \tag{18}$$

for $i = 1, \dots, N_1 - 1$ and $j = 1, \dots, N_2 - 1$, the scheme has the following form

$$\frac{du_{ij}^h}{dt} = -Q_{ij}^h \nabla_c^h \cdot \left(2\mathbb{E}_{ij}^h \nabla_c^h w_{ij}^h - \frac{(w_{ij}^h)^2}{(Q_{ij}^h)^3} \nabla_c^h u_{ij}^h \right) + R_{\text{visc}}, \tag{19}$$

$$w_{ij}^h = Q_{ij}^h H_{ij}^h, \tag{20}$$

for $i = 1, \dots, N_1 - 1, j = 1, \dots, N_2 - 1$. In (16), (17) and (19) for $i = 0$ resp. $j = 0$ we approximate ∇u by $u_{f,ij}^h$ resp. $u_{.f,ij}^h$ and for $i = N_1$ resp. $j = N_2$ by $u_{b,ij}^h$ resp. $u_{.b,ij}^h$. The same holds for the approximation of ∇w in (19).

We set the initial condition

$$u^h(0)|_{\bar{\omega}_h} = u_{\text{ini}},$$

and we consider either the Dirichlet boundary conditions

$$u^h|_{\partial\omega_h} = 0, \quad w^h|_{\partial\omega_h} = 0, \tag{21}$$

or the Neumann boundary conditions

$$u^h|_{\partial\omega_h} = 0, \quad w_n^h|_{\partial\omega_h} = 0. \tag{22}$$

Remark. The employ of the central differences gives us a scheme with symmetric stencil. It is important advantage in comparison with the scheme using only the forward and backward differences. The disadvantage of the scheme (19)–(20) is that it tends to oscillate when approximating solution with lower regularity. The remedy of this problem is just in the term (18) which keeps the numerical approximation smooth enough. At this point we must note that we need to regularize a term of the fourth order. It is of much larger magnitude then the regularizing term (18) itself. This is why C_{visc} must be much larger in some situations then for example in the case of the Navier–Stokes equations.

The following theorem shows the energy equality of the scheme (for simplicity we assume $h_1 = h_2 = h$).

Theorem 4. For $u^h|_{\partial\omega_h} = 0$ and $w^h = 0|_{\partial\omega_h}$ we have

$$\left((u_t^h)^2, \frac{1}{Q^h} \right)_h + \frac{d}{dt} \left[\left((H^h)^2, Q^h \right)_h - C_{\text{visc}} \frac{h^2}{2} \left(\nabla_b^h u^h, \nabla_b^h u^h \right)_h \right] = 0.$$

Proof. We start with the equation for w_{ij}^h (20), divide by Q_{ij}^h , multiply by ξ_{ij} vanishing on $\partial\omega_h$ and sum over ω

$$\left(\frac{w^h}{Q^h}, \xi\right)_h = \left(\nabla_c^h \cdot \left(\frac{\nabla_c^h u^h}{Q^h}\right), \xi\right)_h.$$

The Green theorem (15) gives

$$\left(\frac{w^h}{Q^h}, \xi\right)_h = -\left(\frac{\nabla_c^h u^h}{Q^h}, \nabla_c^h \xi\right)_c. \tag{23}$$

Now consider the right hand side of (19), divide by Q^h , multiply by the test function φ vanishing at $\partial\omega_h$ and applying the Green theorem (15) we obtain

$$\begin{aligned} & \left(-\nabla_c^h \cdot \left(2\mathbb{E}^h \nabla_c^h w^h - \frac{(w^h)^2}{(Q^h)^3} \nabla_c^h u^h\right), \varphi\right)_h \\ &= \left(2\mathbb{E}^h \nabla_c^h w^h - \frac{(w^h)^2}{(Q^h)^3} \nabla_c^h u^h, \nabla_c^h \varphi\right)_c. \end{aligned} \tag{24}$$

Since

$$(Q_{ij}^h)_t = \frac{(\nabla_c^h u_{ij}^h)_t \cdot \nabla_c^h u_{ij}^h}{Q_{ij}^h} \tag{25}$$

we get

$$\begin{aligned} \frac{d}{dt} \left(\frac{\nabla_c^h u^h}{Q^h}\right) &= \frac{(\nabla_c^h u^h)_t}{Q^h} \\ &- \frac{1}{(Q_{ij}^h)^3} \cdot \left((u_{c.}^h)^2 (u_{c.}^h)_t + u_{c.}^h u_{c.c}^h (u_{c.}^h)_t + u_{c.c}^h u_{c.}^h (u_{c.}^h)_t + (u_{c.}^h)^2 (u_{c.}^h)_t\right) \\ &= \frac{((u_{c.}^h)_t, (u_{c.}^h)_t)}{Q^h} - \frac{1}{Q^h} \cdot \begin{pmatrix} \frac{(u_{c.}^h)^2}{(Q^h)^2} & \frac{u_{c.c}^h u_{c.}^h}{(Q^h)^2} \\ \frac{u_{c.c}^h u_{c.}^h}{(Q^h)^2} & \frac{(u_{c.}^h)^2}{(Q^h)^2} \end{pmatrix} \begin{pmatrix} (u_{c.}^h)_t \\ (u_{c.}^h)_t \end{pmatrix} \\ &= \frac{1}{Q^h} (\mathbb{I} - \mathbb{P}^h) \begin{pmatrix} (u_{c.}^h)_t \\ (u_{c.}^h)_t \end{pmatrix} = \mathbb{E}^h \nabla_c^h u_t^h. \end{aligned}$$

Differentiating (23) with respect to t we obtain

$$\begin{aligned} & \frac{d}{dt} \left(\frac{w^h}{Q^h}, \xi\right)_h + \frac{d}{dt} \left(\frac{\nabla_c^h u^h}{Q^h}, \nabla_c^h \xi\right)_c \\ &= \left(\frac{w_t^h}{Q^h}, \xi\right)_h - \left(\frac{Q_t^h \cdot w^h}{(Q^h)^2}, \xi\right)_h + (\mathbb{E}^h \nabla_c^h u_t^h, \nabla_c^h \xi)_c = 0. \end{aligned}$$

After substituting $\xi = w^h$ we obtain

$$\left(\frac{w_t^h}{Q^h}, w^h\right)_h - \left(\frac{Q_t^h}{(Q^h)^2}, (w^h)^2\right)_h + (\mathbb{E}^h \nabla_c^h u_t^h, \nabla_c^h w^h)_c = 0, \tag{26}$$

substitution $\varphi = u_t^h$ in (24) gives

$$\left((u_t^h)^2, \frac{1}{Q^h} \right)_h - \left(2\mathbb{E}^h \nabla_c^h w^h - \frac{(w^h)^2}{(Q^h)^3} \nabla_c^h u^h, \nabla_c^h u_t^h \right)_c = 0. \tag{27}$$

Substituting (26) to (27) (term $\mathbb{E}^h \nabla_c^h w^h$) we have

$$\begin{aligned} & \left((u_t^h)^2, \frac{1}{Q^h} \right)_h + 2 \left(\frac{w_t^h}{Q^h}, w^h \right)_h - 2 \left(\frac{Q_t^h}{(Q^h)^2}, (w^h)^2 \right)_h \\ & + \left(\frac{(w^h)^2}{(Q^h)^3}, \nabla_c^h u^h \cdot \nabla_c^h u_t^h \right)_c = 0. \end{aligned} \tag{28}$$

Using (25) gives

$$\left((u_t^h)^2, \frac{1}{Q^h} \right)_h + 2 \left(\frac{w_t^h}{Q^h}, w^h \right)_h - 2 \left(\frac{Q_t^h}{(Q^h)^2}, (w^h)^2 \right)_h + \left(\frac{(w^h)^2}{(Q^h)^2}, Q_t^h \right)_c = 0 \tag{29}$$

Since w^h is vanishing on $\partial\omega_h$ we have

$$\left(\frac{Q_t^h}{(Q^h)^2}, (w^h)^2 \right)_h = \left(\frac{(w^h)^2}{(Q^h)^2}, Q_t^h \right)_c,$$

and (29) is equivalent to

$$\left((u_t^h)^2, \frac{1}{Q^h} \right)_h + 2 \left(\frac{w_t^h}{(Q^h)^2}, w^h \right)_h - \left(\frac{Q_t^h}{(Q^h)^2}, (w^h)^2 \right)_h = 0. \tag{30}$$

Rewriting the second and the third term in (30) using

$$2 \left(\frac{w_t^h}{(Q^h)^2}, w^h \right)_h - \left(\frac{Q_t^h}{(Q^h)^2}, (w^h)^2 \right)_h = \frac{d}{dt} \left((w^h)^2, \frac{1}{Q^h} \right)_h = \frac{d}{dt} \left((H^h)^2, Q^h \right)_h.$$

we end up with

$$\left((u_t^h)^2, \frac{1}{Q^h} \right)_h + \frac{d}{dt} \left((H^h)^2, Q^h \right)_h = 0.$$

For the viscose term R_{visc} we have $R_{\text{visc}} = C_{\text{visc}} h^2 \nabla_f^h \nabla_b^h u^h$. Multiplying by φ vanishing on $\partial\omega^h$ we get

$$\left(C_{\text{visc}} h^2 \nabla_f^h \nabla_b^h u^h, \varphi \right)_h = -C_{\text{visc}} h^2 \left(\nabla_b^h u^h, \nabla_b^h \varphi \right)_f = -C_{\text{visc}} h^2 \left(\nabla_b^h u^h, \nabla_b^h \varphi \right)_h.$$

The last equality holds since $\varphi|_{\partial\omega^h} = 0$. Setting $\varphi = u_t^h$ we obtain

$$-C_{\text{visc}} h^2 \left(\nabla_b^h u^h, \nabla_b^h u_t^h \right)_h = -C_{\text{visc}} \frac{h^2}{2} \frac{d}{dt} \left(\nabla_b^h u^h, \nabla_b^h u^h \right)_h. \quad \square$$

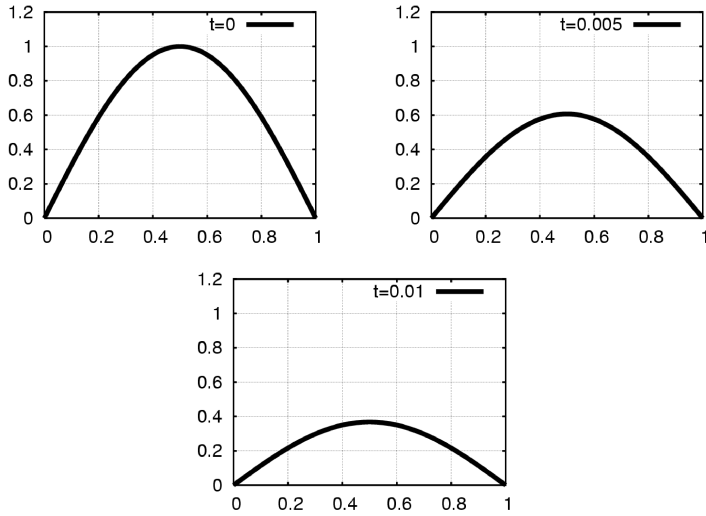


Fig. 1. Decay towards a planar surface at times $t = 0$, $t = 0.005$ and $t = 0.01$.

Remark. Similar statement as Theorem 4 for the Neumann boundary conditions remains an open problem.

4. EXPERIMENTAL ORDER OF CONVERGENCE

In this section we study the experimental order of convergence of the presented scheme. In the case of graphs there is not known any analytical solution for the Willmore flow. Therefore we modify the equation (4) in such way that it has an analytical solution. Suppose we want $u^*(x, t) = \sin(\pi x) \cdot e^{-100t}$ to be solution of modified equation defined on $\Omega \equiv (0, 1) \times (0, 1)$ – see Figure 1. It is easy to see that the modified equation takes the following form:

$$\begin{aligned} \frac{\partial u}{\partial t} &= -Q \nabla \cdot \left[\frac{2}{Q} (\mathbb{I} - \mathbb{P}) \nabla w - \frac{w^2}{Q^3} \nabla u \right] \\ &\quad - \frac{\partial u^*}{\partial t} + Q^* \nabla \cdot \left[\frac{2}{Q^*} (\mathbb{I} - \mathbb{P}^*) \nabla w^* - \frac{(w^*)^2}{(Q^*)^3} \nabla u^* \right], \end{aligned}$$

for

$$Q^* = \sqrt{1 + |\nabla u^*|^2}, \quad \mathbb{P}^* = \frac{\nabla u^*}{Q^*} \otimes \frac{\nabla u^*}{Q^*}, \quad w^* = Q^* \nabla \frac{\nabla u^*}{Q^*}.$$

We set time dependent Dirichlet boundary conditions $u^h|_{x=0} = u_h|_{x=1} = 0$, $w^h|_{x=0} = w^*|_{x=0}$ and $w^h|_{x=1} = w^*|_{x=1}$ combined with the Neumann boundary conditions $\frac{\partial u^h}{\partial \nu}|_{y=0} = \frac{\partial u^h}{\partial \nu}|_{y=1} = \frac{\partial w^h}{\partial \nu}|_{y=0} = \frac{\partial w^h}{\partial \nu}|_{y=1} = 0$. We evaluate the following errors of

Mesheres	h	EOC $E_{L_1(\Omega)}^{h_i}$	EOC $E_{L_2(\Omega)}^{h_i}$	EOC $E_{L_\infty(\Omega)}^{h_i}$
20	0.05	2.58969820958	2.4653462049	2.17520282298
30	0.03333	2.97637543595	3.61729905377	3.98116947809
40	0.025	2.29855758399	2.66369360864	3.54740507303
50	0.02	1.95805707937	2.11198673181	2.51711995978
60	0.01666	2.01897594977	2.04163094651	2.10533271594
70	0.01428	1.99159354982	2.02084609088	2.03726029417
80	0.0125	1.97100585415	2.00529812469	2.04216507258
90	0.01111	1.95921581197	1.99160335394	2.04564154453
100	0.01	1.95565974986	1.97895099513	1.9874281869

Fig. 2. EOC for the scheme (19)–(20) evaluated by (31)–(33).

the evolution until time T with discretization parameter h_i :

$$E_{L_1(\Omega)}^{h_i} = \int_0^T \int_{\Omega} |u^h(x, t) - u^*(x, t)| \, dxdt, \tag{31}$$

$$E_{L_2(\Omega)}^{h_i} = \left(\int_0^T \int_{\Omega} (u^h(x, t) - u^*(x, t))^2 \, dxdt \right)^{\frac{1}{2}}, \tag{32}$$

$$E_{L_\infty(\Omega)}^{h_i} = \max_{t \in (0, T), x \in \Omega} |u^h(x, t) - u^*(x, t)|. \tag{33}$$

Related EOC for the scheme (19)–(20) with $C_{\text{visc}} = 10^3$ is in Figure 2.

5. COMPUTATIONAL RESULTS

In this section we show several evolutions obtained by (19)–(20). In Figure 3 the initial condition is

$$u_0(x, y) = 0.5 \sin(\pi \tanh(5.0(x^2 + y^2)) - 0.25))$$

on the domain $\Omega \equiv \langle -1, 1 \rangle \times \langle -1, 1 \rangle$. We set the Dirichlet boundary conditions $u|_{\partial\Omega} = w|_{\partial\Omega} = 0$. The steady state is the planar surface. In Figure 4 the initial condition is $u_0(x, y) = 0.5 \sin(5\pi\sqrt{x^2 + y^2})$. The computational domain is the same as in the previous example. However in this experiment we set the Neumann boundary conditions $\frac{\partial u}{\partial \nu}|_{\partial\Omega} = \frac{\partial w}{\partial \nu}|_{\partial\Omega} = 0$. In Figure 5, 6 the initial condition is $u_0(x, y) = \sin(2\pi x)$ on $\Omega \equiv \langle 0, 1 \rangle \times \langle 0, 1 \rangle$. For the Figure 5 we set $\frac{\partial u}{\partial \nu}|_{\partial\Omega} = \frac{\partial w}{\partial \nu}|_{\partial\Omega} = 0$ and for the Figure 6 we set $\frac{\partial u}{\partial \nu}|_{y=0, y=1} = 0, \frac{\partial u}{\partial \nu}|_{x=1} = -1, \frac{\partial u}{\partial \nu}|_{x=1} = 1$ and $\frac{\partial w}{\partial \nu}|_{\partial\Omega} = 0$.

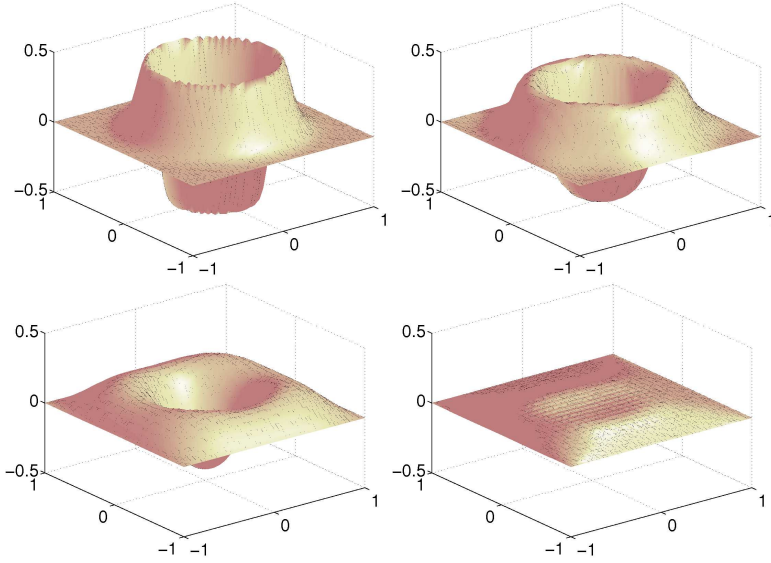


Fig. 3. Convergence towards the planar surface with the Dirichlet boundary conditions and $C_{\text{visc}} = 0$ at times $t = 0$, $t = 2.5 \cdot 10^{-4}$, $t = 0.001875$ and $t = 0.005$.

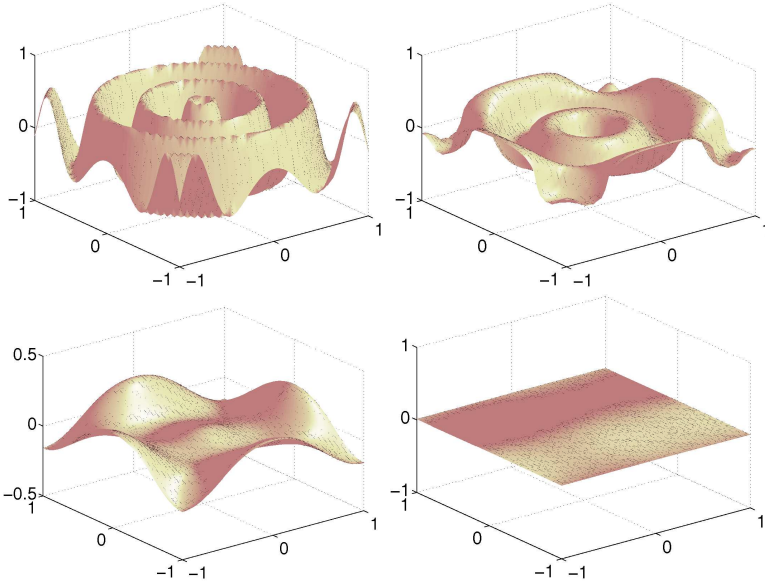


Fig. 4. Convergence towards a planar surface with the Neumann boundary conditions and $C_{\text{visc}} = 0$ at times $t = 0$, $t = 5.0 \cdot 10^{-4}$, $t = 0.005$ and $t = 0.01$.

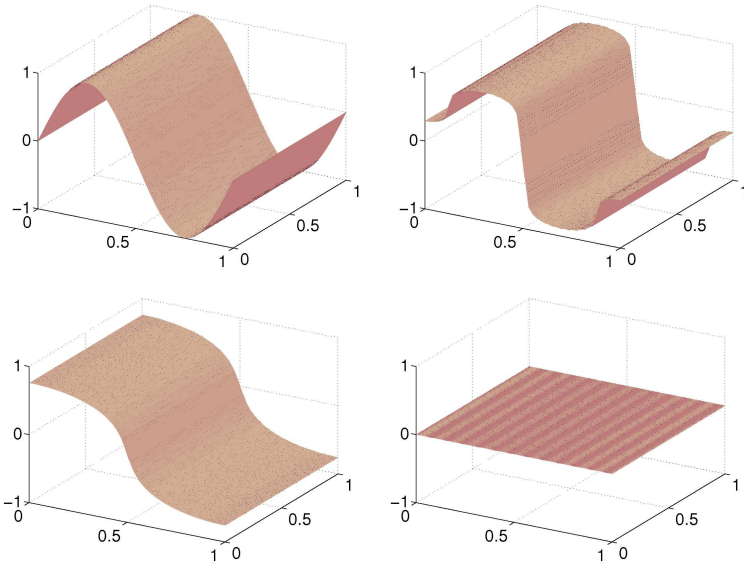


Fig. 5. Test with the Neumann boundary conditions and $C_{\text{visc}} = 1000$ at times $t = 0,$
 $t = 0.001, t = 0.005$ and $t = 0.15$.

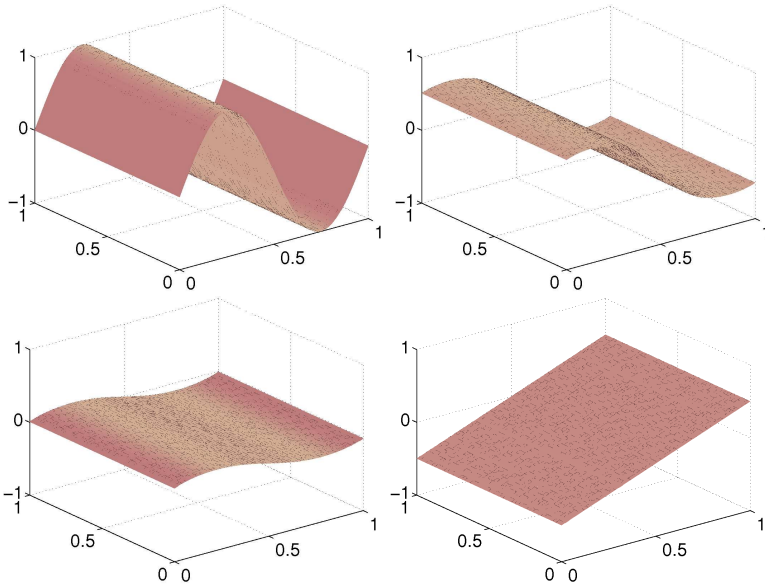


Fig. 6. Test with the Neumann boundary conditions and $C_{\text{visc}} = 0$ at times $t = 0,$
 $t = 5.0 \cdot 10^{-4}, t = 0.0025$ and $t = 0.025$.

ACKNOWLEDGEMENT

The author was partly supported by “Jindřich Nečas Center for Mathematical Modeling”, project LC06052, and by the research plan MSM 6840770010 “Applied Mathematics in Technical and Physical Sciences”, both of the Ministry of Education, Youth and Sports of the Czech Republic. The conference participation was possible thanks to the Internal Grant of the Czech Technical University in Prague No. CTU 0617014.

(Received November 30, 2006.)

REFERENCES

-
- [1] M. Beneš: Numerical solution for surface diffusion on graphs. In: Proc. Czech–Japanese Seminar in Applied Mathematics 2005 (M. Beneš, M. Kimura and T. Nakaki, eds.), COE Lecture Note Vol. 3, Faculty of Mathematics, Kyushu University Fukuoka 2006, pp. 9–25.
 - [2] K. Deckelnick and G. Dziuk: Error estimates for the Willmore flow of graphs. *Interfaces Free Bound.* 8 (2006), 21–46.
 - [3] M. Droske and M. Rumpf: A level set formulation for Willmore flow. *Interfaces Free Bound.* 6 (2004), 3, 361–378.
 - [4] Q. Du, C. Liu, R. Ryham, and X. Wang: A phase field formulation of the Willmore problem. *Nonlinearity* (2005), 18, 1249–1267.
 - [5] Q. Du, C. Liu, and X. Wang: A phase field approach in the numerical study of the elastic bending energy for vesicle membranes. *J. Comput. Phys.* (2004), 198, 450–468.
 - [6] G. Dziuk, E. Kuwert, and R. Schätzle: Evolution of elastic curves in \mathbb{R}^n : Existence and Computation. *SIAM J. Math. Anal.* 41 (2003), 6, 2161–2179.
 - [7] E. Kuwert and R. Schätzle: The Willmore flow with small initial energy. *J. Differential Geom.* 57 (2001), 409–441.
 - [8] V. Minárik, J. Kratochvíl, and K. Mikula: Numerical simulation of dislocation dynamics by means of parametric approach. In: Proc. Czech Japanese Seminar in Applied Mathematics (M. Beneš, J. Mikyška, and T. Oberhuber, eds.), Faculty of Nuclear Sciences and Physical Engineering, Czech Technical University in Prague 2005, pp. 128–138.
 - [9] T. Oberhuber: Computational study of the Willmore flow on graphs. Accepted to the Proc. Equadiff 11, 2005.
 - [10] T. Oberhuber: Numerical solution for the Willmore flow of graphs. In: Proc. Czech–Japanese Seminar in Applied Mathematics 2005 (M. Beneš, M. Kimura and T. Nakaki, eds.), COE Lecture Note Vol. 3, Faculty of Mathematics, Kyushu University Fukuoka, October 2006, ISSN 1881-4042, pp. 126–138.
 - [11] G. Simonett: The Willmore flow near spheres. *Differential and Integral Equations* 14 (2001), No. 8, 1005–1014.
 - [12] T. J. Willmore: *Riemannian Geometry*. Oxford University Press, Oxford 1997.

Tomáš Oberhuber, Department of Mathematics, Faculty of Nuclear Sciences and Physical Engineering, Czech Technical University in Prague, Trojanova 13, 120 00 Praha 2. Czech Republic.

e-mail: oberhuber@kmlinux.fjfi.cvut.cz